



VENTILATION CATALOG

VE-JAXI - Axial Jet Fan - F300.....	7
VE-JAXI - Axial Jet Fan - F400.....	8
VE-JRAD - Centrifugal Jet Fan - F300.....	9
VE-JRAD - Centrifugal Jet Fan - F400.....	10
VE-AXI - Axial Pressurization Fan.....	11
VE-AXI - 2P High Speed Axial Pressurization Fan.....	15
VE-TAXI - Axial Smoke Exhaust Fan - F300.....	18
VE-TAXI - 2P High Speed Axial Pressurization Fan F-300.....	22
VE-TAXI - Axial Smoke Exhaust Fan - F400.....	25
VE-PAXI - Axial Fan With Ex-proof Motor.....	29
VE-HAXI - Axial Box Fan.....	33
VE-DAXI - Belt Driven Axial Fan.....	37
VE-BAXI - Bifurcated Axial Fan.....	41
VE-GAXI - Mobile Axial Fan.....	45
VE-AXIP - Wall Mounted Axial Fan With Plastic Blades.....	47
VE-CAXI - Roof Mounted Horizontal Discharge Fan.....	51
VE-CTAXI - Roof Mounted Smoke Exhaust Fan - F300.....	55
VE-CTAXI - Roof Mounted Smoke Exhaust Fan - F400.....	59
VE-CAXIDIK - Roof Mounted Vertical Discharge Axial Fan.....	63
VE-SOF - Evaporator And Cooler Fan.....	67
VE-AXIS - Axial In-line Duct Fan.....	69
VE-DAXIS - Wall Mounted Axial Fan.....	71
VE-REC - Centrifugal In-line Rectangular Duct Fan.....	72
VE-CUB - Centrifugal In-line Prismatic Shaped Circular Duct Fan.....	75
VE-DREC - Centrifugal In-line Rectangular Duct Fan With Motor Out Of Air.....	78
VE-MEF - Kitchen Exhaust Fan.....	81
VE-HMEF - Kitchen Exhaust Box Fan.....	83
VE-KASP - Box Type Kitchen Exhaust Fan With Active Carbon Filters.....	87
VE-HASP - Box Fan.....	89
VE-DRAD - Horizontal Discharge Centrifugal Fan With Motor Out Of Air.....	93
VE-DRADIK - Horizontal Discharge Centrifugal Fan With Motor Out Of Air.....	95
VE-SAL - Single Inlet Centrifugal Fan.....	97
VE-KAZ - Single Inlet Centrifugal Fan With Aluminium Body.....	101
VE-IGK - Heat Recovery Unit.....	103
VE-SHU - Shelter Ventilation Unit.....	107
VE-FFUH - Fan Filter Unit With HEPA Filter.....	111
VE-HTUT - Ceiling Type Air Cleaning Unit.....	113
VE-HFFU - Hygienic Fan Filter Unit.....	115
VE-SER - Greenhouse Fan.....	116
VE-TAV - Poultry Fan.....	117
VE-EC-CRAD - Roof Mounted Horizontal Discharge EC Motor Fan.....	119

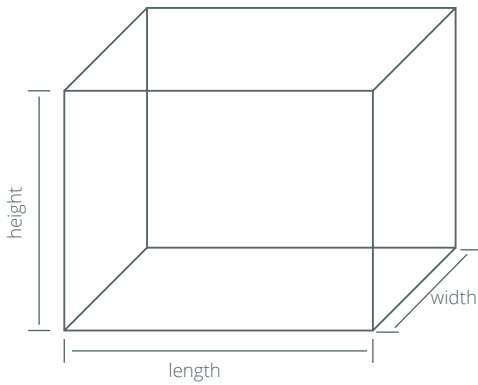
Content





PRACTICAL INFORMATION

VENTILATING CALCULATIONS



Volume (V)= width(a)x length(b)x height(h)

Flow Rate= V x k

k: Air change rate

For a simple ventilating calculation first the volume of the subject place is calculated. Then the volume is multiplied with the air change rate to find flow rate. The air flow rate changes regarding to the subject place. Air change rate for different places are given in the table below.

There should be 30 to 60 m³/h fresh air per person in the subject place. By multiplying number of people with the amount of fresh air needed per person we can calculate the total amount of fresh air needed in the subject place.

AIR CHANGE RATE TABLE

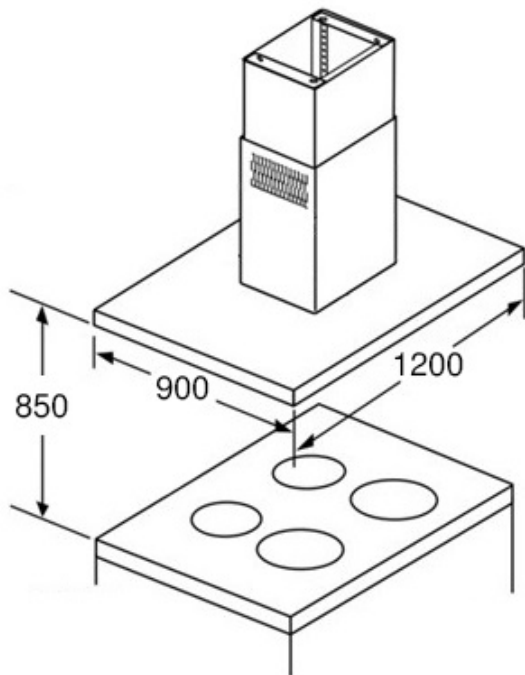
PLACE	AIR CHANGE RATE	PLACE	AIR CHANGE RATE
Bank	8 - 10	Laboratory	4 - 6
Paint Shop	30 - 60	Restaurant	6 - 10
Laundry	20 - 30	Office	6 - 10
Class	6 - 10	Parking Lot	9 - 10
Foundry	20 - 30	Industrial Kitchen	15 - 20
Wedding Hall	10 - 15	Cinema	10 - 15
Warehouse for Meat and Egg	10 - 20	Gym	8 - 10
Domestic Kitchen	10 - 15	Theatre	10 - 15
Factory	6 - 10	Meeting Hall	6 - 10
Hospital	4 - 6	Restroom	10 - 15
Cafe	10 - 12	Swimming Pool	20 - 30
Residence	1 - 2		

PRACTICAL INFORMATION

COOKING HOOD FAN CALCULATIONS

In this method, open sides of the hood and the distance it has from the work surface are used to calculate the minimum air flow required.

**Flow Rate= The length of Hood That Can Suck Air
x The Distance from The Work Surface x Catching
Speed**



Calculation of the minimum flow rate for the hood above is as follows;

**The length of Hood That Can Suck Air =
 $900+900+1200+1200 = 4200 \text{ mm} = 4,2 \text{ m}$**

The Distance from The Work Surface = $850 \text{ mm} = 0,85 \text{ m}$

Catching Speed = $0,15 \text{ m/s}$ (Accepted Value)

Flow Rate = $4,2 \text{ m} \times 0,85 \text{ m} \times 0,15 \text{ m/s} \times 3600 \text{ s/h}$

Flow Rate = $1928 \text{ m}^3/\text{h}$

This flow rate is the minimum possible and it doesn't include other equipments and ventilation systems in the kitchen.

VE-JAXI - Axial Jet Fan - F300

Jet fans are designed to be used at underground parking lots. They are more efficient than duct system where the air has to go through ducts and will lose power because of friction.



MOTOR INSULATION CLASS	H CLASS
MOTOR PROTECTION CLASS	IP 54-IP 55
MOTOR EFFICIENCY CLASS	IE1-IE2
MOTOR ENCLOSURE TYPE	TEAO
MOTOR BRAND	-
BODY MATERIAL	GALVANIZED SHEET METAL
BODY COATING	NONE
IMPELLER MATERIAL	ALUMINIUM
DUTY CYCLE	IEC Duty Cycle-S1
WORKING TEMPERATURE	-20 - +50 °C
STANDARDS	IEC-60335-2-80, ISO 1940-1

MODEL	FLOW RATE (m³/h)	AIR SPEED (m/s)	THRUST FORCE (N)	REVOLUTION (rpm)	MOTOR POWER (kW)	NOISE LEVEL (dB(A)-1m)
VE-JAXI 315	2.320 - 4.640	8,3 - 16,6	6 - 24	1.450 - 2.900	0,20 - 0,80	71 - 85
VE-JAXI 355	3.360 - 6.720	9,4 - 18,8	10 - 40	1.450 - 2.900	0,37 - 1,50	74 - 87
VE-JAXI 400	4.835 - 9.670	10,7 - 21,4	17 - 68	1.450 - 2.900	0,50 - 2,20	76 - 90
VE-JAXI 450	6.745 - 13.490	11,8 - 23,6	26 - 104	1.450 - 2.900	0,80 - 3,10	79 - 93
VE-JAXI 500	8.950 - 17.900	12,7 - 25,4	38 - 152	1.450 - 2.900	1,10 - 4,40	81 - 95

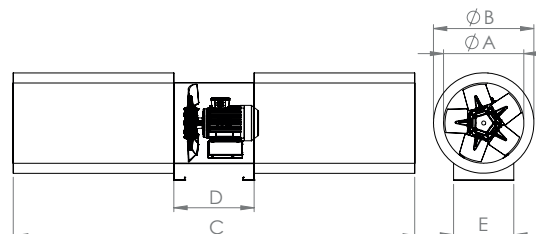
OPTIONS



- SYSTEM AUTOMATION
- BI-DIRECTIONAL FAN
- CFD ANALYSIS

DEFLECTOR

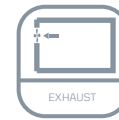
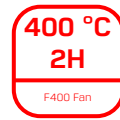
DRAWING



MODEL	A (mm)	B (mm)	C (mm)	D (mm)	E (mm)
VE-JAXI 315	315	415	2000	400	300
VE-JAXI 355	355	455	2000	400	330
VE-JAXI 400	400	500	2000	400	350
VE-JAXI 450	450	550	2000	400	450
VE-JAXI 500	500	600	2000	400	450

VE-JAXI - Axial Jet Fan - F400

Jet fans are designed to be used at underground parking lots. They are more efficient than duct system where the air has to go through ducts and will lose power because of friction.



MOTOR INSULATION CLASS	H CLASS
MOTOR PROTECTION CLASS	IP 54-IP 55
MOTOR EFFICIENCY CLASS	IE1-IE2
MOTOR ENCLOSURE TYPE	TEAO
MOTOR BRAND	-
BODY MATERIAL	GALVANIZED SHEET METAL
BODY COATING	NONE
IMPELLER MATERIAL	ALUMINIUM
DUTY CYCLE	IEC Duty Cycle-S1
WORKING TEMPERATURE	-20 - +50 °C
STANDARDS	IEC-60335-2-80, ISO 1940-1

MODEL	FLOW RATE (m³/h)	AIR SPEED (m/s)	THRUST FORCE (N)	REVOLUTION (rpm)	MOTOR POWER (kW)	NOISE LEVEL (dB(A)-1m)
VE-JAXI 315	2.320 - 4.640	8,3 - 16,6	6 - 24	1.450 - 2.900	0,20 - 0,80	71 - 85
VE-JAXI 355	3.360 - 6.720	9,4 - 18,8	10 - 40	1.450 - 2.900	0,37 - 1,50	74 - 87
VE-JAXI 400	4.835 - 9.670	10,7 - 21,4	17 - 68	1.450 - 2.900	0,50 - 2,20	76 - 90
VE-JAXI 450	6.745 - 13.490	11,8 - 23,6	26 - 104	1.450 - 2.900	0,80 - 3,10	79 - 93
VE-JAXI 500	8.950 - 17.900	12,7 - 25,4	38 - 152	1.450 - 2.900	1,10 - 4,40	81 - 95

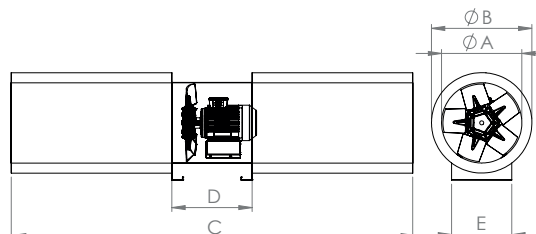
OPTIONS



DEFLECTOR

- SYSTEM AUTOMATION
- BI-DIRECTIONAL FAN
- CFD ANALYSIS

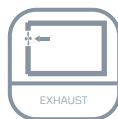
DRAWING



MODEL	A (mm)	B (mm)	C (mm)	D (mm)	E (mm)
VE-JAXI 315	315	415	2000	400	300
VE-JAXI 355	355	455	2000	400	330
VE-JAXI 400	400	500	2000	400	350
VE-JAXI 450	450	550	2000	400	450
VE-JAXI 500	500	600	2000	400	450

VE-JRAD - Centrifugal Jet Fan - F300

Centrifugal Jet Fans can be used when there is height issue in the parking lots.



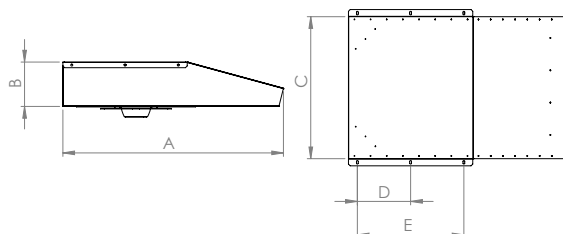
MOTOR INSULATION CLASS	H CLASS
MOTOR PROTECTION CLASS	IP 54-IP 55
MOTOR EFFICIENCY CLASS	IE1-IE2
MOTOR ENCLOSURE TYPE	TEAO
MOTOR BRAND	-
BODY MATERIAL	GALVANIZED SHEET METAL
BODY COATING	NONE
IMPELLER MATERIAL	GALVANIZED SHEET METAL
DUTY CYCLE	IEC Duty Cycle-S1
WORKING TEMPERATURE	-20 - +50 °C
STANDARDS	IEC-60335-2-80, ISO 1940-1

MODEL	FLOW RATE (m³/h)	AIR SPEED (m/s)	THRUST FORCE (N)	REVOLUTION (rpm)	MOTOR POWER (kW)	NOISE LEVEL (dB(A)-1m)
VE-JRAD 50	2.850 - 5.760	10,0 - 20,0	13 - 50	750 - 1500	0,30 - 1,20	38 - 54
VE-JRAD 70	3.500 - 7.009	12,2 - 24,4	19 - 70	750 - 1500	0,55 - 2,20	43 - 58
VE-JRAD 90	3.800 - 7.641	13,3 - 26,6	25 - 90	750 - 1500	0,55 - 2,20	46 - 62

OPTIONS

- SYSTEM AUTOMATION
- CFD ANALYSIS

DRAWING



MODEL	A (mm)	B (mm)	C (mm)	D (mm)	E (mm)
VE-JRAD 50	1215	250	800	300	600
VE-JRAD 70	1300	300	840	300	600
VE-JRAD 90	1300	300	840	300	600

VE-JRAD - Centrifugal Jet Fan - F400

Centrifugal Jet Fans can be used when there is height issue in the parking lots.



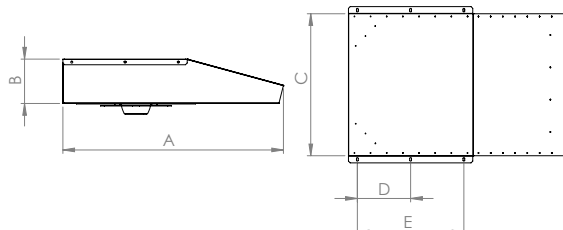
MOTOR INSULATION CLASS	H CLASS
MOTOR PROTECTION CLASS	IP 54-IP 55
MOTOR EFFICIENCY CLASS	IE1-IE2
MOTOR ENCLOSURE TYPE	TEAO
MOTOR BRAND	-
BODY MATERIAL	GALVANIZED SHEET METAL
BODY COATING	NONE
IMPELLER MATERIAL	GALVANIZED SHEET METAL
DUTY CYCLE	IEC Duty Cycle-S1
WORKING TEMPERATURE	-20 - +50 °C
STANDARDS	IEC-60335-2-80, ISO 1940-1

MODEL	FLOW RATE (m³/h)	AIR SPEED (m/s)	THRUST FORCE (N)	REVOLUTION (rpm)	MOTOR POWER (kW)	NOISE LEVEL (dB(A)-1m)
VE-JRAD 50	2.850 - 5.760	10,0 - 20,0	13 - 50	750 - 1500	0,30 - 1,20	38 - 54
VE-JRAD 70	3.500 - 7.009	12,2 - 24,4	19 - 70	750 - 1500	0,55 - 2,20	43 - 58
VE-JRAD 90	3.800 - 7.641	13,3 - 26,6	25 - 90	750 - 1500	0,55 - 2,20	46 - 62

OPTIONS

- SYSTEM AUTOMATION
- CFD ANALYSIS

DRAWING



MODEL	A (mm)	B (mm)	C (mm)	D (mm)	E (mm)
VE-JRAD 50	1215	250	800	300	600
VE-JRAD 70	1300	300	840	300	600
VE-JRAD 90	1300	300	840	300	600

VE-AXI - Axial Pressurization Fan

Axial Pressurization Fans are used in staircases, elevator shafts and other needs for pressurization. It can be used in high volume-low pressure systems.



MOTOR INSULATION CLASS	F CLASS
MOTOR PROTECTION CLASS	IP 55
MOTOR EFFICIENCY CLASS	IE3
MOTOR ENCLOSURE TYPE	TEFC
MOTOR BRAND	-
BODY MATERIAL	GALVANIZED SHEET METAL
BODY COATING	NONE
IMPELLER MATERIAL	ALUMINIUM
DUTY CYCLE	IEC Duty Cycle-S1
WORKING TEMPERATURE	-20 - +50 °C
STANDARDS	IEC-60335-2-80, ISO 1940-1

MODEL	VOLTAGE (V)	FREQUENCY (Hz)	POWER (kW)	REVOLUTION (rpm)	FLOW RATE (m³/h)	NOISE LEVEL (dB(A))
VE-AXI 400-5-25	380	50	0,37	1.450	2.895	66
VE-AXI 450-5-25	380	50	0,55	1.456	4.180	69
VE-AXI 500-5-25	380	50	0,55	1.453	5.845	72
VE-AXI 560-5-25	380	50	0,75	1.466	8.150	75
VE-AXI 630-5-30	380	50	1,10	1.465	13.480	80
VE-AXI 710-5-30	380	50	1,50	1.472	19.210	83
VE-AXI 800-5-30	380	50	2,20	1.459	25.560	85
VE-AXI 800-5-35	380	50	3,00	1.463	30.940	89
VE-AXI 900-5-35	380	50	4,00	1.471	39.250	90
VE-AXI 900-5-40	380	50	5,50	1.472	44.635	93
VE-AXI 1000-5-40	380	50	7,50	1.478	54.570	94
VE-AXI 900-8-40	380	50	11,00	1.454	46.200	94
VE-AXI 1000-8-40	380	50	15,00	1.456	62.250	97
VE-AXI 1000-8-45	380	50	18,50	1.458	69.070	99
VE-AXI 1120-8-40	380	50	22,00	1.471	86.620	100
VE-AXI 1120-8-45	380	50	30,00	1.474	95.270	102

Values are for 0 Pa.

OPTIONS



GRILL

SUPPORT FEET

FLANGE

CONNECTOR

RUBBER PAD

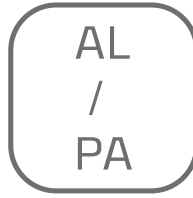
SPRING

PANEL

OTHER OPTIONS



Electro-static Powder Coating With Any RAL Color



Aluminium or Plastic Blades



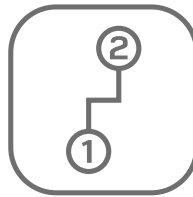
Custom Production For Any Flowrate and Pressure



System Automation

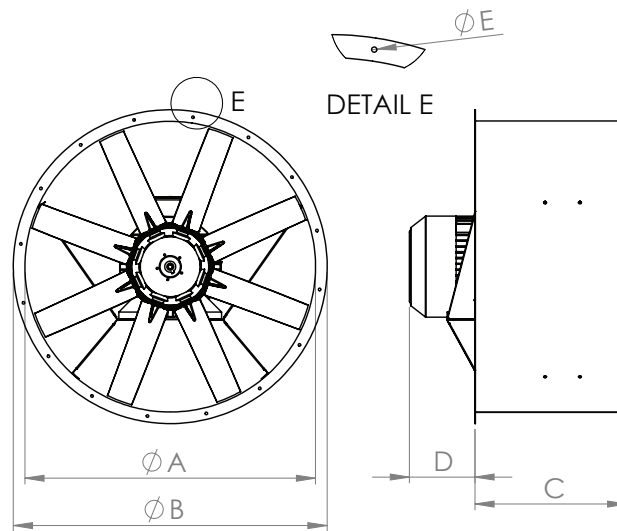


5, 8, 12 and 16 Blades Options



Two Speed Motor Option

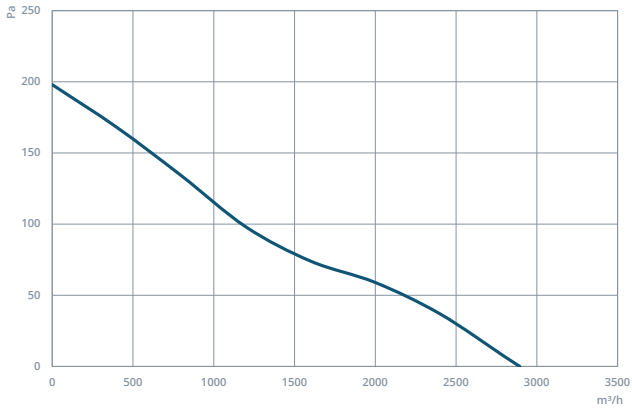
DRAWING



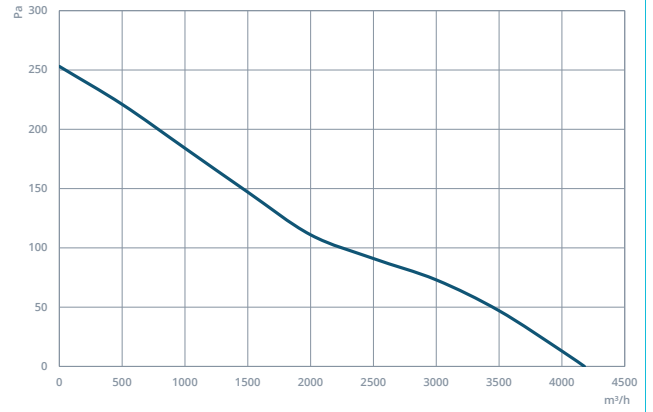
MODEL	A (mm)	B (mm)	C (mm)	D (mm)	E (mm)	N (Number of Holes)
VE-AXI 400-5-25	400	480	320	30	11	8
VE-AXI 450-5-25	450	530	320	50	11	8
VE-AXI 500-5-25	500	580	320	70	11	8
VE-AXI 560-5-25	560	640	320	60	11	12
VE-AXI 630-5-30	630	710	420	45	11	12
VE-AXI 710-5-30	710	790	420	25	11	12
VE-AXI 800-5-30	800	880	420	50	11	16
VE-AXI 800-5-35	800	880	420	50	11	16
VE-AXI 900-5-35	900	980	520	0	11	16
VE-AXI 900-5-40	900	980	520	35	11	16
VE-AXI 1000-5-40	1000	1080	520	150	11	16
VE-AXI 900-8-40	900	980	520	75	11	16
VE-AXI 1000-8-40	1000	1080	520	180	11	16
VE-AXI 1000-8-45	1000	1080	520	250	11	16
VE-AXI 1120-8-40	1120	1200	520	250	11	16
VE-AXI 1120-8-45	1120	1200	520	300	11	16

PERFORMANCE CURVES

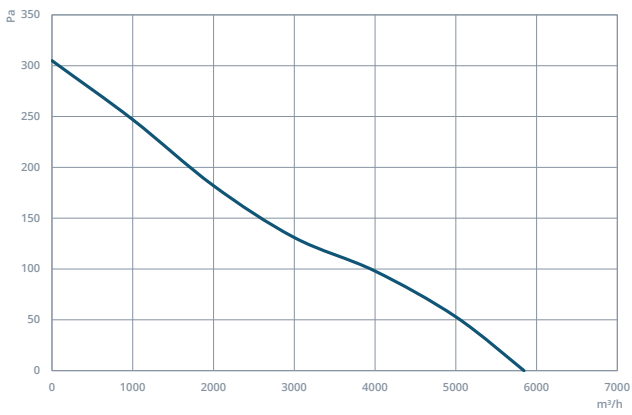
VE-AXI 400-5-25



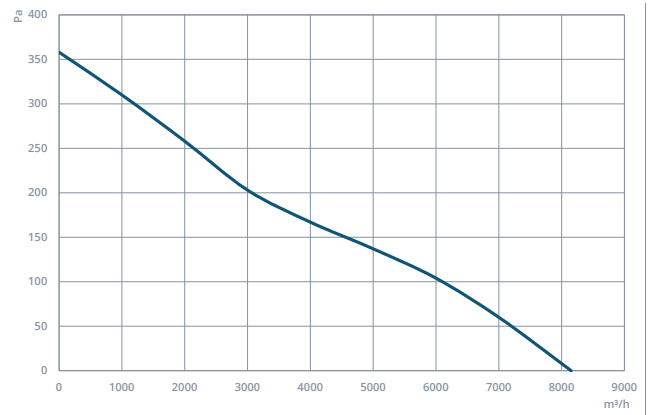
VE-AXI 450-5-25



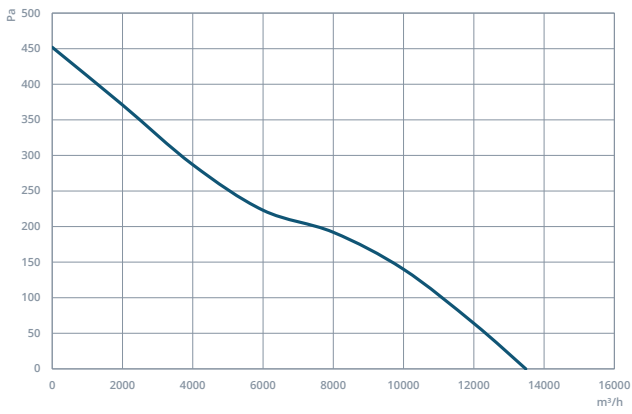
VE-AXI 500-5-25



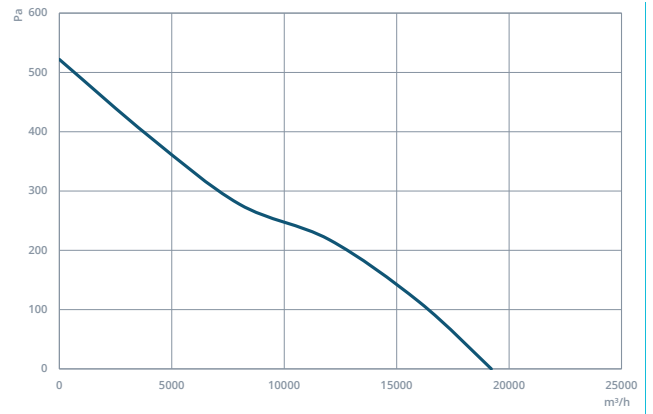
VE-AXI 560-5-25



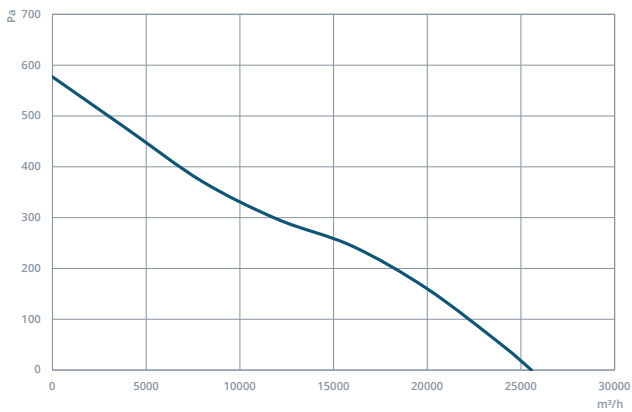
VE-AXI 630-5-30



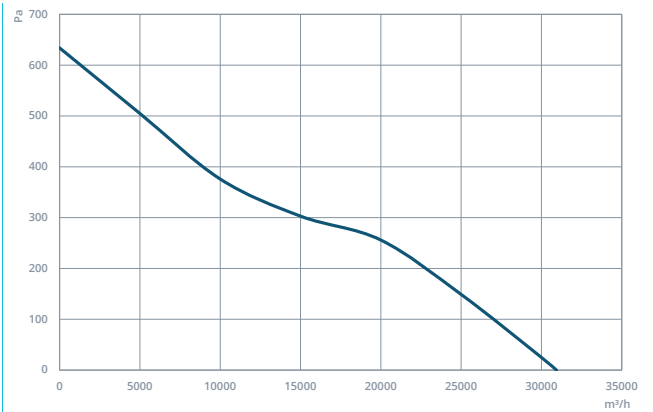
VE-AXI 710-5-30



VE-AXI 800-5-30

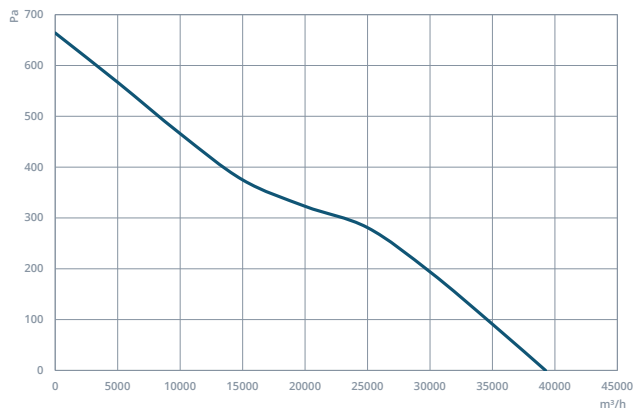


VE-AXI 800-5-35

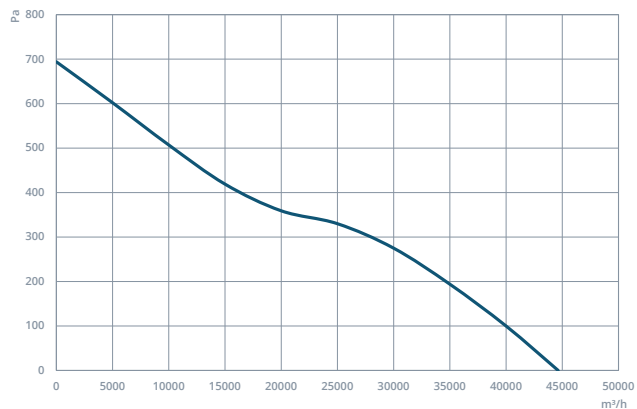


PERFORMANCE CURVES

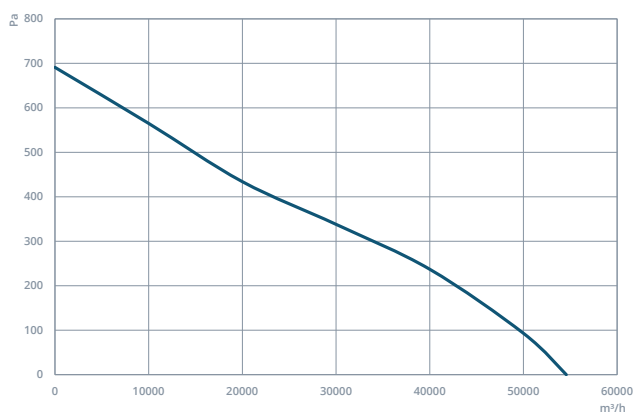
VE-AXI 900-5-35



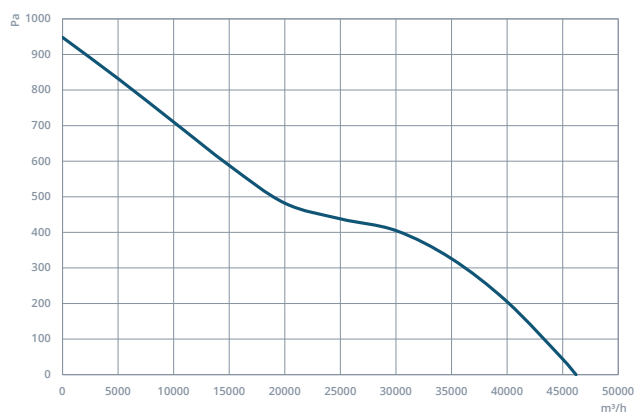
VE-AXI 900-5-40



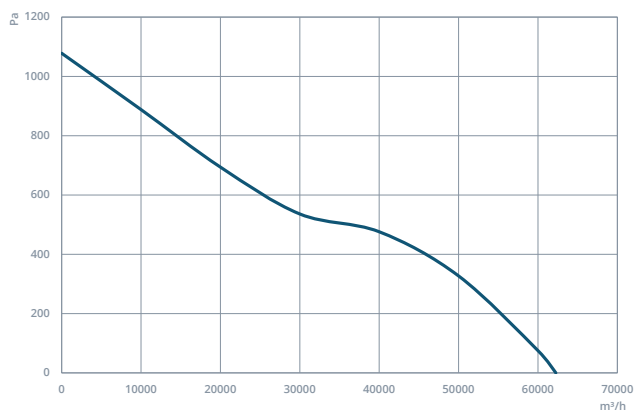
VE-AXI 1000-5-40



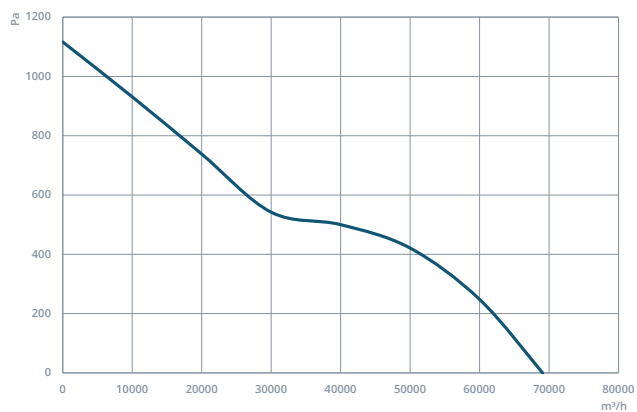
VE-AXI 900-8-40



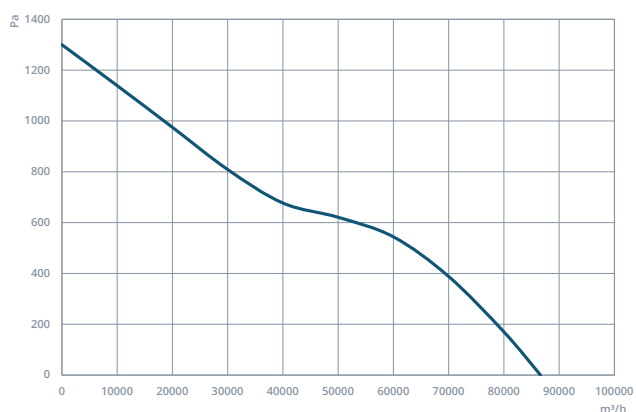
VE-AXI 1000-8-40



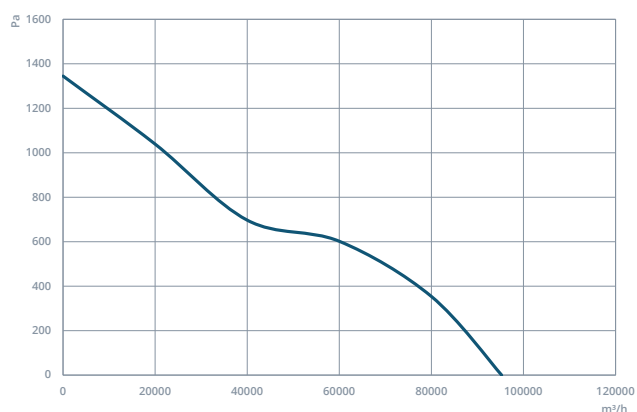
VE-AXI 1000-8-45



VE-AXI 1120-8-40

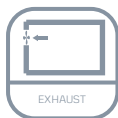


VE-AXI 1120-8-45



VE-AXI - 2P High Speed Axial Pressurization Fan

Axial Pressurization Fans are used in staircases, elevator shafts and other needs for pressurization. It can be used in high volume-low pressure systems.



MOTOR INSULATION CLASS	F CLASS
MOTOR PROTECTION CLASS	IP 55
MOTOR EFFICIENCY CLASS	IE3
MOTOR ENCLOSURE TYPE	TEFC
MOTOR BRAND	-
BODY MATERIAL	GALVANIZED SHEET METAL
BODY COATING	NONE
IMPELLER MATERIAL	ALUMINIUM
DUTY CYCLE	IEC Duty Cycle-S1
WORKING TEMPERATURE	-20 - +50 °C
STANDARDS	IEC-60335-2-80, ISO 1940-1



MODEL	VOLTAGE (V)	FREQUENCY (Hz)	POWER (kW)	REVOLUTION (rpm)	FLOW RATE (m³/h)	NOISE LEVEL (dB(A))
AXI 315-6-45	380	50	0,75	2.880	4.670	63
AXI 355-6-45	380	50	1,10	2.880	6.770	65
AXI 400-6-45	380	50	2,20	2.880	9.701	67
AXI 450-6-45	380	50	3,00	2.880	13.500	69
AXI 500-6-45	380	50	4,00	2.880	17.900	72
AXI 560-6-45	380	50	5,50	2.880	24.000	75
AXI 630-8-45	380	50	11,0	2.880	32.800	80

Values are for 0 Pa..

OPTIONS



GRILL



SUPPORT FEET



FLANGE



CONNECTOR



RUBBER PAD



SPRING

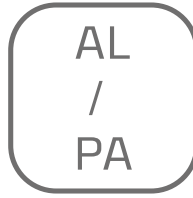


PANEL

OTHER OPTIONS



Electro-static Powder Coating With Any RAL Color



Aluminium or Plastic Blades



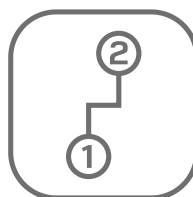
Custom Production For Any Flowrate and Pressure



System Automation

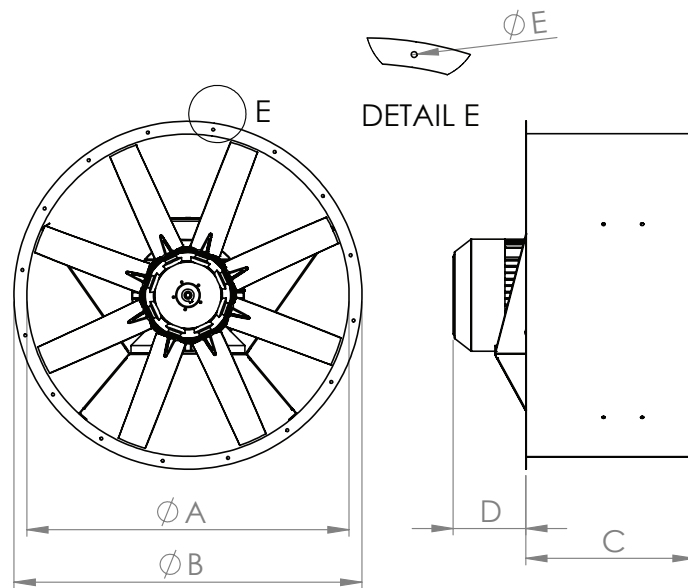


5, 8, 12 and 16 Blades Options



Two Speed Motor Option

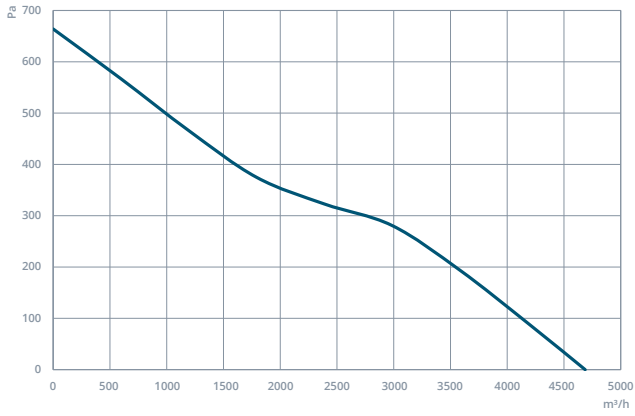
DRAWING



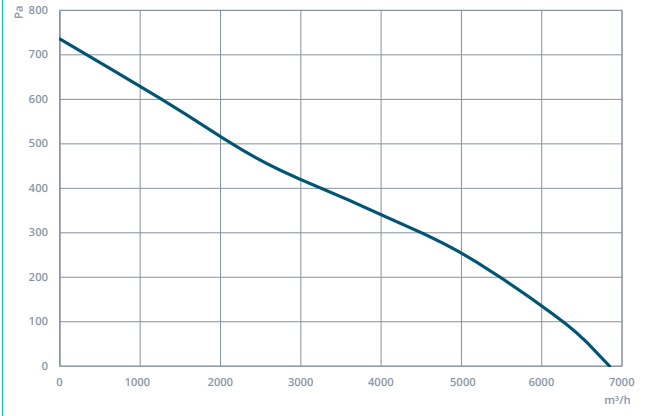
MODEL	A (mm)	B (mm)	C (mm)	D (mm)	E (mm)	N (Number of Holes)
VE-AXI 315-6-45	315	395	320	80	11	8
VE-AXI 355-6-45	355	435	320	80	11	8
VE-AXI 400-6-45	400	480	420	45	11	8
VE-AXI 450-6-45	450	530	420	50	11	12
VE-AXI 500-6-45	500	580	420	95	11	12
VE-AXI 560-6-45	560	640	520	20	11	12
VE-AXI 630-8-45	630	710	520	175	11	12

PERFORMANCE CURVES

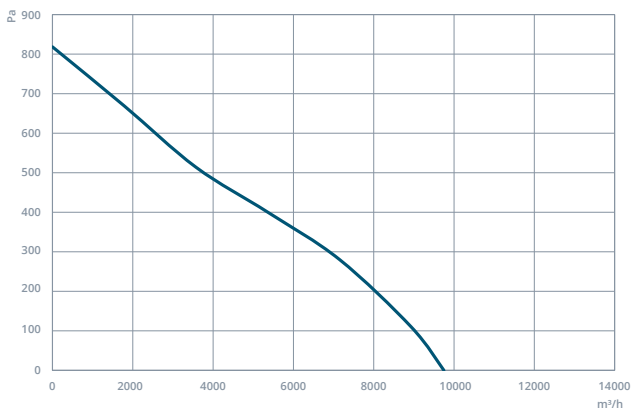
VE-AXI 315-6-45



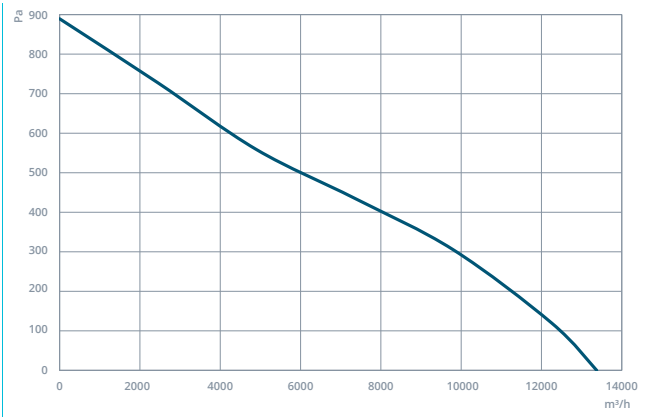
VE-AXI 355-6-45



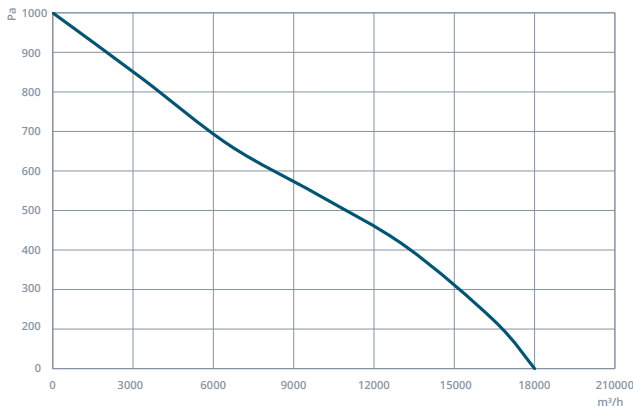
VE-AXI 400-6-45



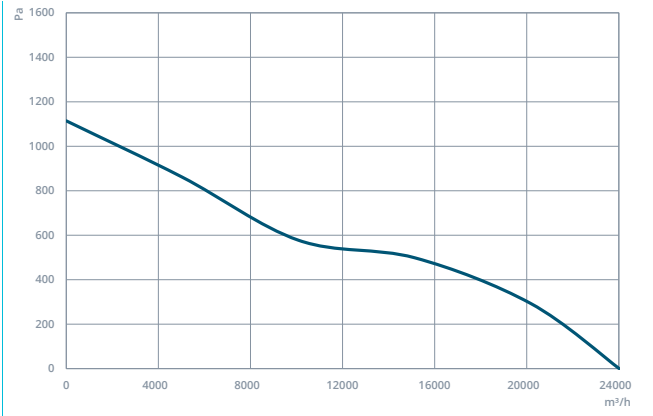
VE-AXI 450-6-45



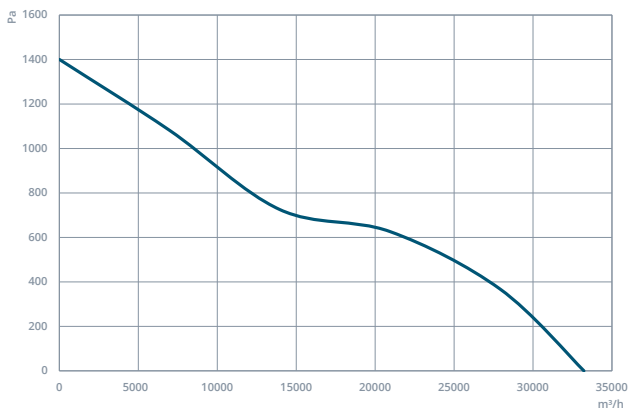
VE-AXI 500-6-45



VE-AXI 560-6-45



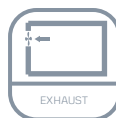
VE-AXI 630-8-45



VE-TAXI - Axial Smoke Exhaust Fan - F300



Axial Smoke Exhaust Fans can keep working for two hours at 300 °C and in combination with Jet Fans can be used to extract smoke from parking lots in case of fire.



MOTOR INSULATION CLASS	H CLASS
MOTOR PROTECTION CLASS	IP 54-IP 55
MOTOR EFFICIENCY CLASS	IE1-IE2
MOTOR ENCLOSURE TYPE	TEAO
MOTOR BRAND	-
BODY MATERIAL	GALVANIZED SHEET METAL
BODY COATING	NONE
IMPELLER MATERIAL	ALUMINIUM
DUTY CYCLE	IEC Duty Cycle-S1
WORKING TEMPERATURE	-20 - +50 °C
STANDARDS	IEC-60335-2-80, ISO 1940-1

MODEL	VOLTAGE (V)	FREQUENCY (Hz)	POWER (kW)	REVOLUTION (rpm)	FLOW RATE (m³/h)	NOISE LEVEL (dB(A))
VE-TAXI 450-5-25	380	50	0,55	1.456	4.180	69
VE-TAXI 500-5-25	380	50	0,55	1.453	5.845	72
VE-TAXI 560-5-25	380	50	0,75	1.466	8.150	75
VE-TAXI 630-5-30	380	50	1,10	1.465	13.480	80
VE-TAXI 710-5-30	380	50	1,50	1.472	19.210	83
VE-TAXI 800-5-30	380	50	2,20	1.459	25.560	85
VE-TAXI 800-5-35	380	50	3,00	1.463	30.940	89
VE-TAXI 900-5-35	380	50	4,00	1.471	39.250	90
VE-TAXI 900-5-40	380	50	5,50	1.472	44.635	93
VE-TAXI 1000-5-40	380	50	7,50	1.478	54.570	94
VE-TAXI 900-8-40	380	50	11,00	1.454	46.200	94
VE-TAXI 1000-8-40	380	50	15,00	1.456	62.250	97
VE-TAXI 1000-8-45	380	50	18,50	1.458	69.070	99
VE-TAXI 1120-8-40	380	50	22,00	1.471	86.620	100
VE-TAXI 1120-8-45	380	50	30,00	1.474	95.270	102

Values are for 0 Pa.

OPTIONS



GRILL



SUPPORT FEET



FLANGE



CONNECTOR

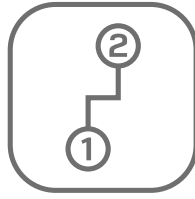


SPRING

OTHER OPTIONS



Custom Production For Any Flowrate and Pressure



Two Speed Motor Option

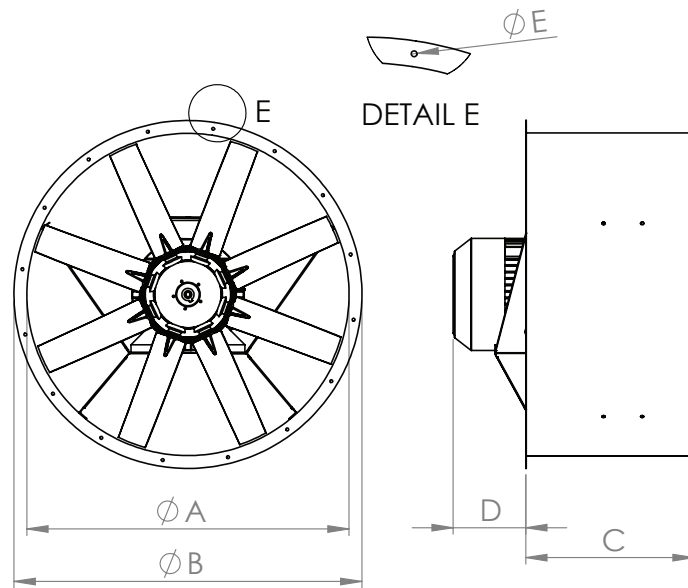


5, 8, 12 and 16 Blades Options



System Automation

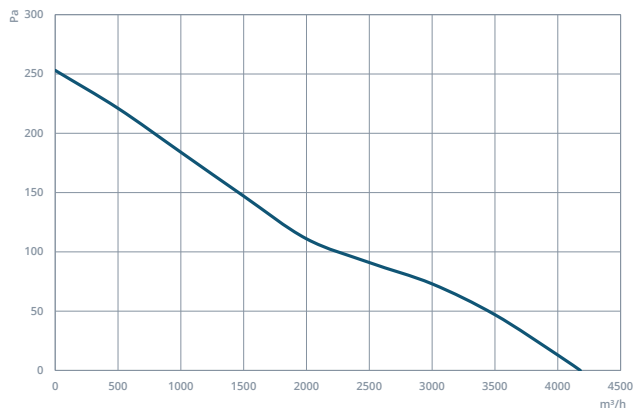
DRAWING



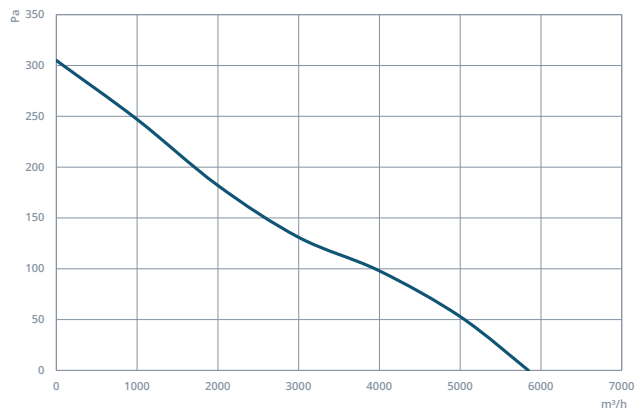
MODEL	A (mm)	B (mm)	C (mm)	D (mm)	E (mm)	N (Number of Holes)
VE-TAXI 450-5-25	450	530	320	50	11	8
VE-TAXI 500-5-25	500	580	320	70	11	8
VE-TAXI 560-5-25	560	640	320	60	11	12
VE-TAXI 630-5-30	630	710	420	45	11	12
VE-TAXI 710-5-30	710	790	420	25	11	12
VE-TAXI 800-5-30	800	880	420	50	11	16
VE-TAXI 800-5-35	800	880	420	50	11	16
VE-TAXI 900-5-35	900	980	520	0	11	16
VE-TAXI 900-5-40	900	980	520	35	11	16
VE-TAXI 1000-5-40	1000	1080	520	150	11	16
VE-TAXI 900-8-40	900	980	520	75	11	16
VE-TAXI 1000-8-40	1000	1080	520	180	11	16
VE-TAXI 1000-8-45	1000	1080	520	250	11	16
VE-TAXI 1120-8-40	1120	1200	520	250	11	16
VE-TAXI 1120-8-45	1120	1200	520	300	11	16

PERFORMANCE CURVES

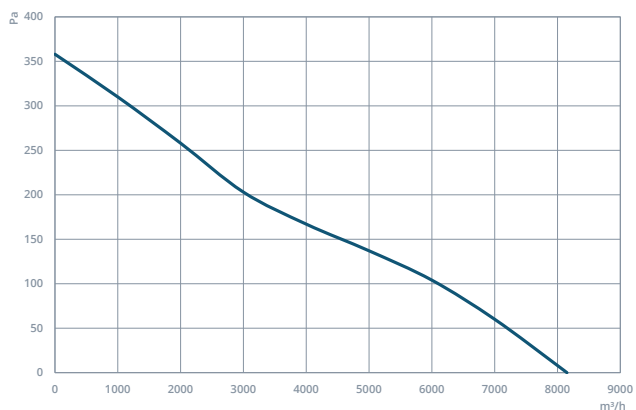
VE-TAXI 450-5-25



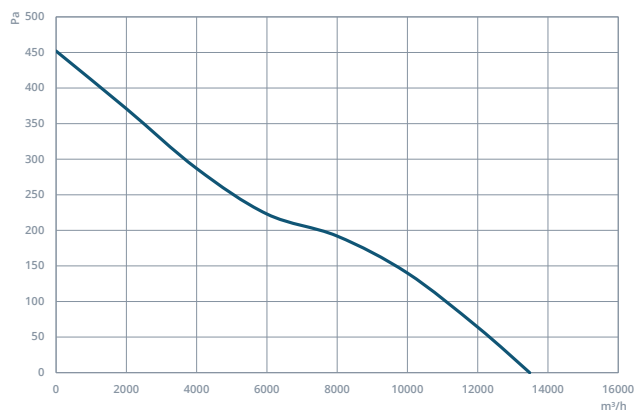
VE-TAXI 500-5-25



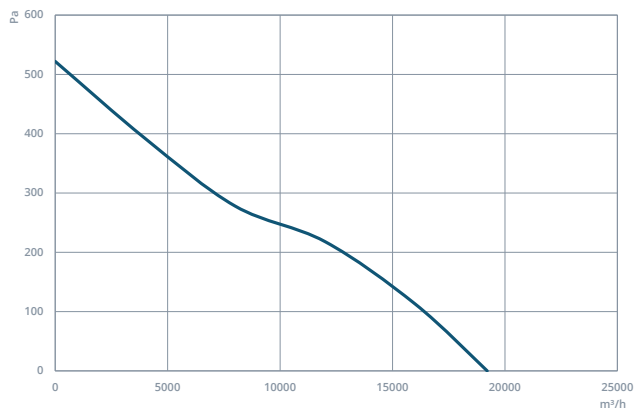
VE-TAXI 560-5-25



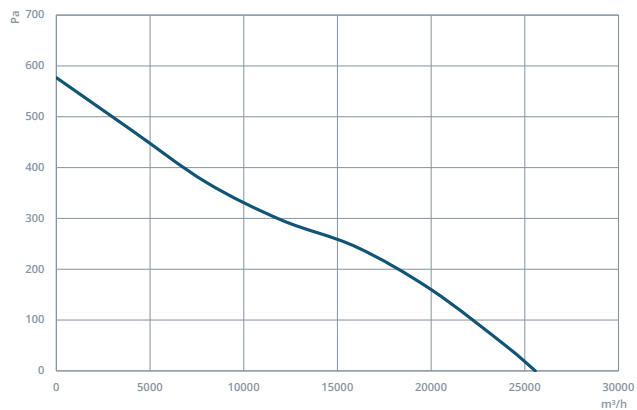
VE-TAXI 630-5-30



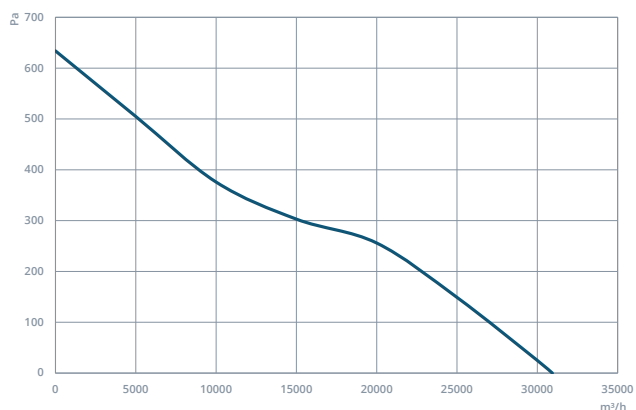
VE-TAXI 710-5-30



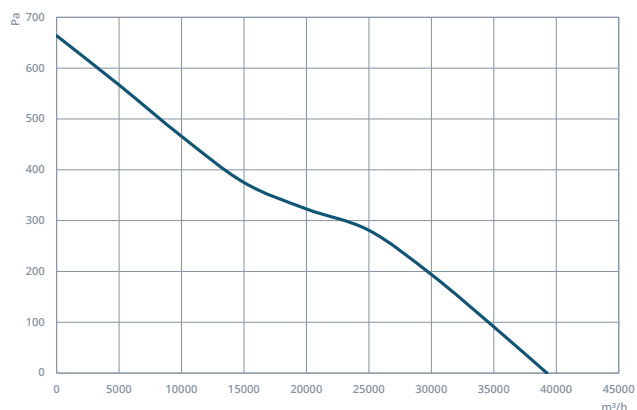
VE-TAXI 800-5-30



VE-TAXI 800-5-35

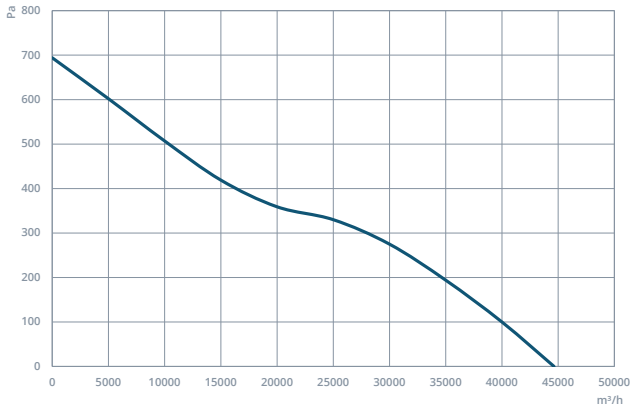


VE-TAXI 900-5-35

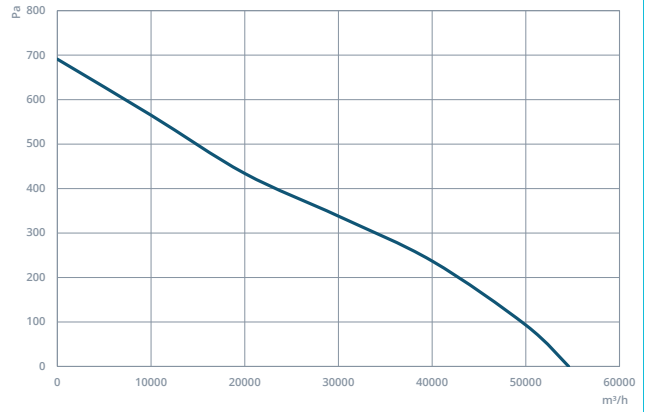


PERFORMANCE CURVES

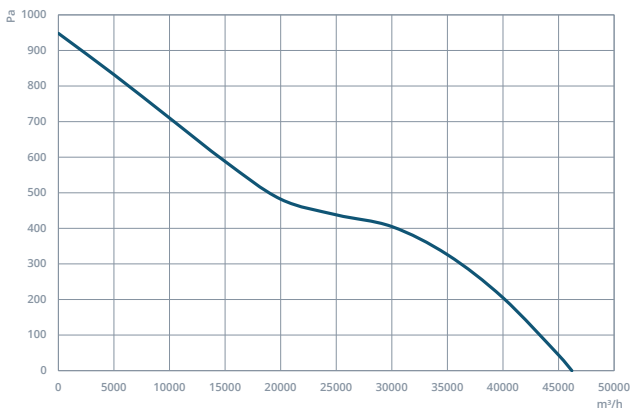
VE-TAXI 900-5-40



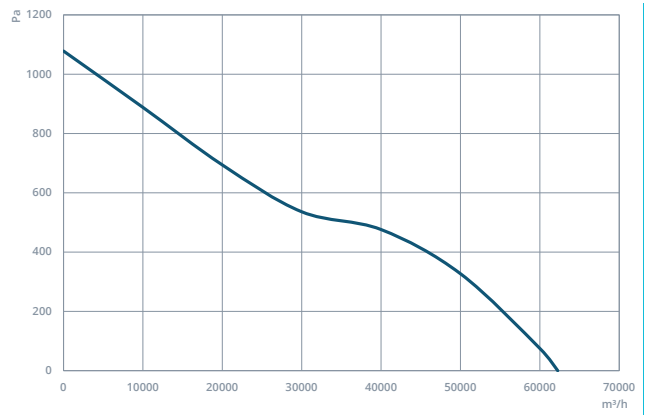
VE-TAXI 1000-5-40



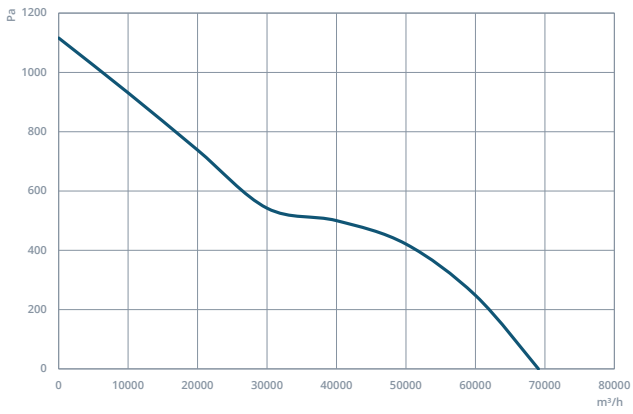
VE-TAXI 900-8-40



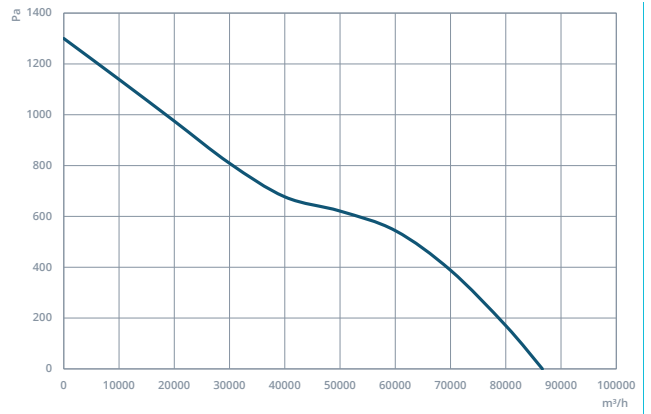
VE-TAXI 1000-8-40



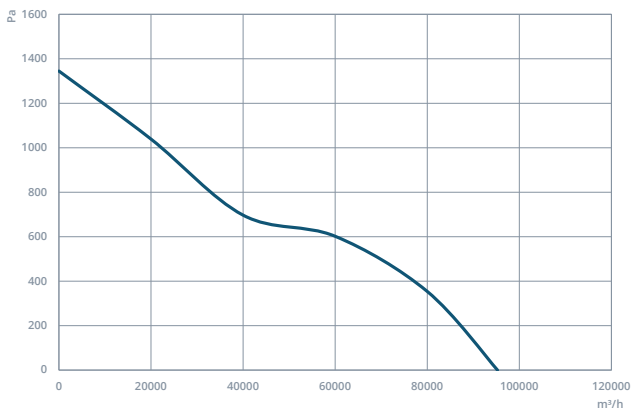
VE-TAXI 1000-8-45



VE-TAXI 1120-8-40

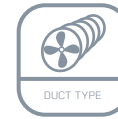
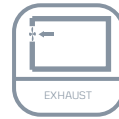


VE-TAXI 1120-8-45



VE-TAXI - 2P High Speed Axial Pressurization Fan F-300

Axial Pressurization Fans are used in staircases, elevator shafts and other needs for pressurization. It can be used in high volume-low pressure systems.



MOTOR INSULATION CLASS	H CLASS
MOTOR PROTECTION CLASS	IP 54-IP 55
MOTOR EFFICIENCY CLASS	IE1-IE2
MOTOR ENCLOSURE TYPE	TEAO
MOTOR BRAND	-
BODY MATERIAL	GALVANIZED SHEET METAL
BODY COATING	NONE
IMPELLER MATERIAL	ALUMINIUM
DUTY CYCLE	IEC Duty Cycle-S1
WORKING TEMPERATURE	-20 - +50 °C
STANDARDS	IEC-60335-2-80, ISO 1940-1

MODEL	VOLTAGE (V)	FREQUENCY (Hz)	POWER (kW)	REVOLUTION (rpm)	FLOW RATE (m³/h)	NOISE LEVEL (dB(A))
VE-TAXI 315-6-45	380	50	0,75	2.880	4.670	63
VE-TAXI 355-6-45	380	50	1,10	2.880	6.770	65
VE-TAXI 400-6-45	380	50	2,20	2.880	9.701	67
VE-TAXI 450-6-45	380	50	3,00	2.880	13.500	69
VE-TAXI 500-6-45	380	50	4,00	2.880	17.900	72
VE-TAXI 560-6-45	380	50	5,50	2.880	24.000	75
VE-TAXI 630-8-45	380	50	11,00	2.880	32.800	80

Values are for 0 Pa.

OPTIONS



GRILL



SUPPORT FEET



FLANGE



CONNECTOR

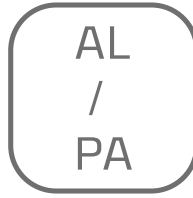


SPRING

OTHER OPTIONS



Electro-static Powder Coating With Any RAL Color



Aluminium or Plastic Blades



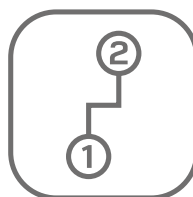
Custom Production For Any Flowrate and Pressure



System Automation

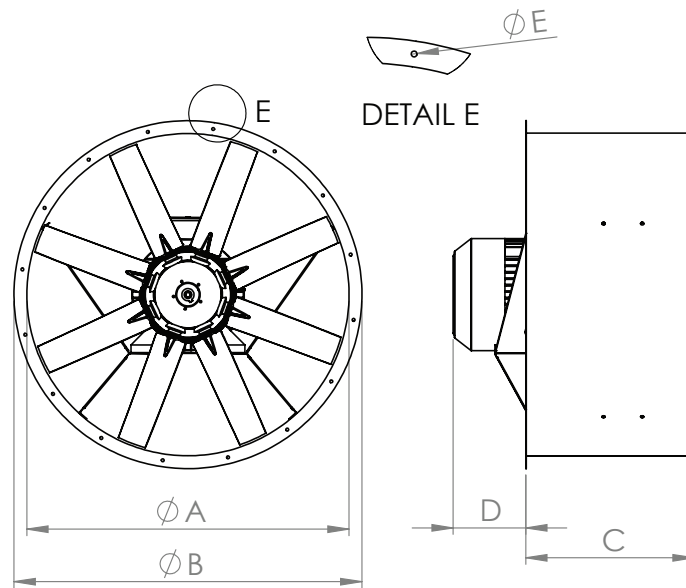


5, 8, 12 and 16 Blades Options



Two Speed Motor Option

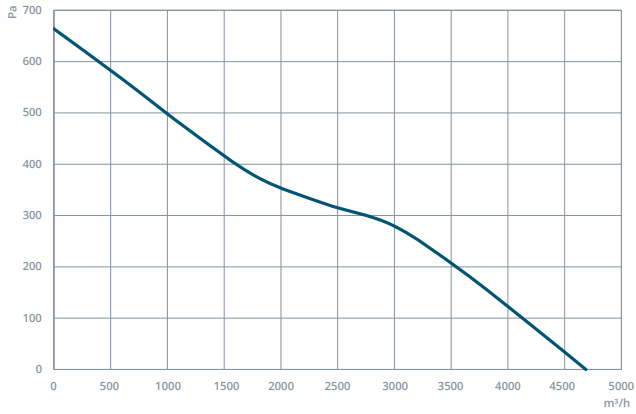
DRAWING



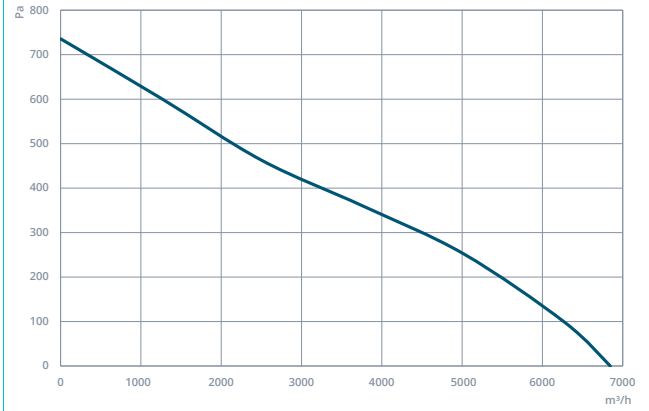
MODEL	A (mm)	B (mm)	C (mm)	D (mm)	E (mm)	N (Number of Holes)
VE-TAXI 315-6-45	315	395	320	80	11	8
VE-TAXI 355-6-45	355	435	320	80	11	8
VE-TAXI 400-6-45	400	480	420	45	11	8
VE-TAXI 450-6-45	450	530	420	50	11	12
VE-TAXI 500-6-45	500	580	420	95	11	12
VE-TAXI 560-6-45	560	640	520	20	11	12
VE-TAXI 630-8-45	630	710	520	175	11	12

PERFORMANCE CURVES

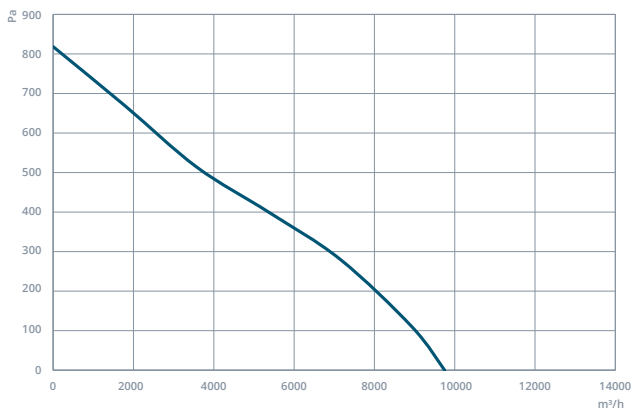
VE-TAXI 315-6-45



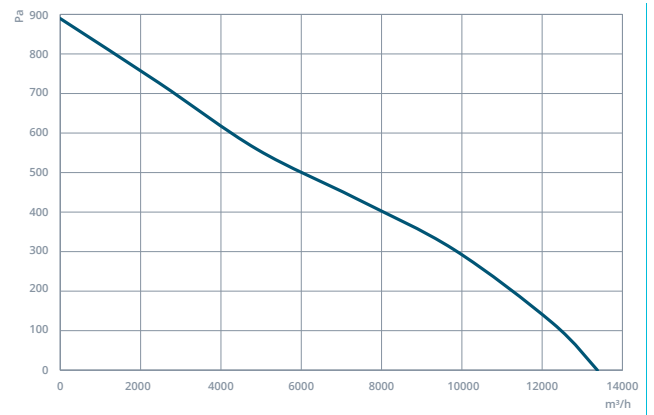
VE-TAXI 355-6-45



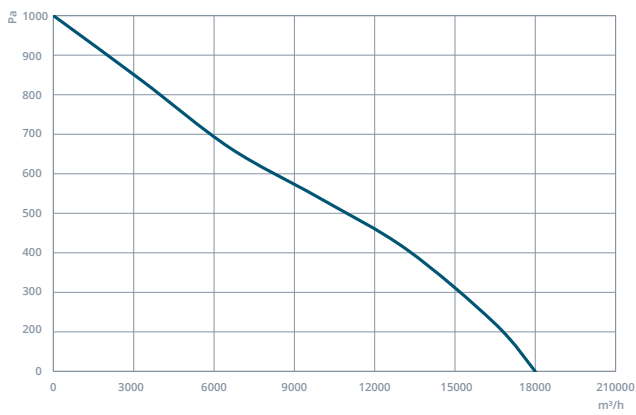
VE-TAXI 400-6-45



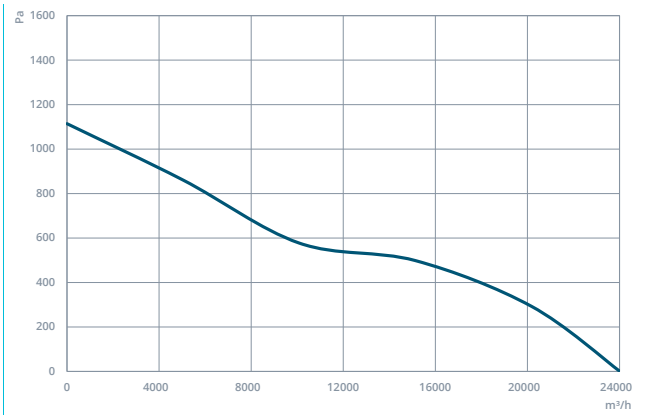
VE-TAXI 450-6-45



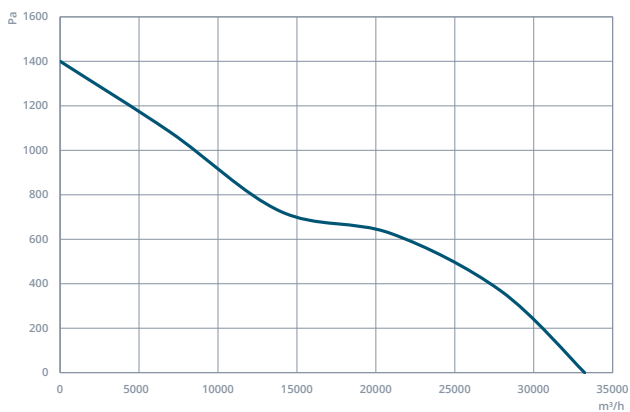
VE-TAXI 500-6-45



VE-TAXI 560-6-45



VE-TAXI 630-8-45



VE-TAXI - Axial Smoke Exhaust Fan - F400

Axial Smoke Exhaust Fans can keep working for two hours at 400 °C and in combination with Jet Fans can be used to extract smoke from parking lots in case of fire.



MOTOR INSULATION CLASS	H CLASS
MOTOR PROTECTION CLASS	IP 54-IP 55
MOTOR EFFICIENCY CLASS	IE1-IE2
MOTOR ENCLOSURE TYPE	TEAO
MOTOR BRAND	-
BODY MATERIAL	GALVANIZED SHEET METAL
BODY COATING	NONE
IMPELLER MATERIAL	ALUMINIUM
DUTY CYCLE	IEC Duty Cycle-S1
WORKING TEMPERATURE	-20 - +50 °C
STANDARDS	IEC-60335-2-80, ISO 1940-1



MODEL	VOLTAGE (V)	FREQUENCY (Hz)	POWER (kW)	REVOLUTION (rpm)	FLOW RATE (m³/h)	NOISE LEVEL (dB(A))
VE-TAXI 450-5-25	380	50	0,55	1.456	4.180	69
VE-TAXI 500-5-25	380	50	0,55	1.453	5.845	72
VE-TAXI 560-5-25	380	50	0,75	1.466	8.150	75
VE-TAXI 630-5-30	380	50	1,10	1.465	13.480	80
VE-TAXI 710-5-30	380	50	1,50	1.472	19.210	83
VE-TAXI 800-5-30	380	50	2,20	1.459	25.560	85
VE-TAXI 800-5-35	380	50	3,00	1.463	30.940	89
VE-TAXI 900-5-35	380	50	4,00	1.471	39.250	90
VE-TAXI 900-5-40	380	50	5,50	1.472	44.635	93
VE-TAXI 1000-5-40	380	50	7,50	1.478	54.570	94
VE-TAXI 900-8-40	380	50	11,00	1.454	46.200	94
VE-TAXI 1000-8-40	380	50	15,00	1.456	62.250	97
VE-TAXI 1000-8-45	380	50	18,50	1.458	69.070	99
VE-TAXI 1120-8-40	380	50	22,00	1.471	86.620	100
VE-TAXI 1120-8-45	380	50	30,00	1.474	95.270	102

Values are for 0 Pa.

OPTIONS



GRILL



SUPPORT FEET



FLANGE



CONNECTOR

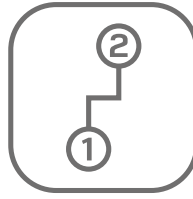


SPRING

OTHER OPTIONS



Custom Production For Any Flowrate and Pressure



Two Speed Motor Option

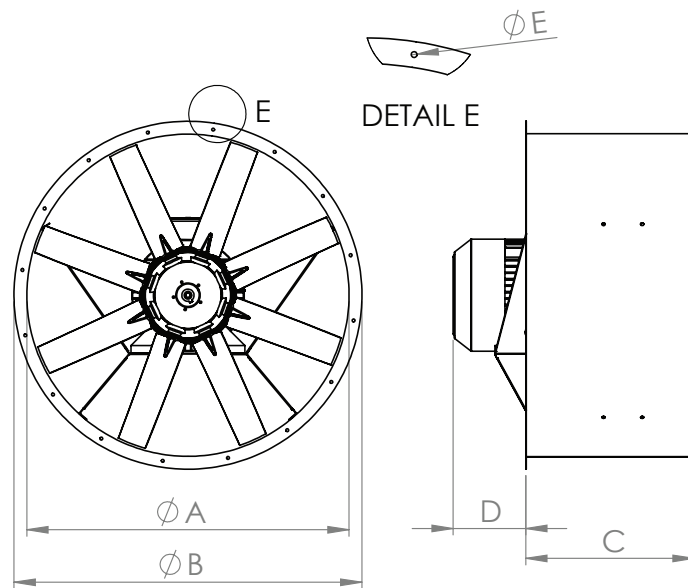


5, 8, 12 and 16 Blades Options



System Automation

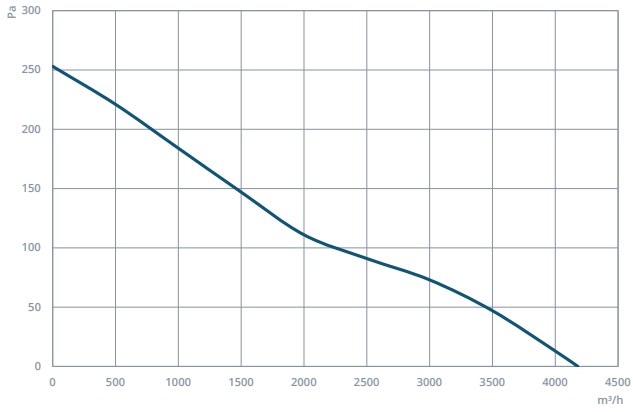
DRAWING



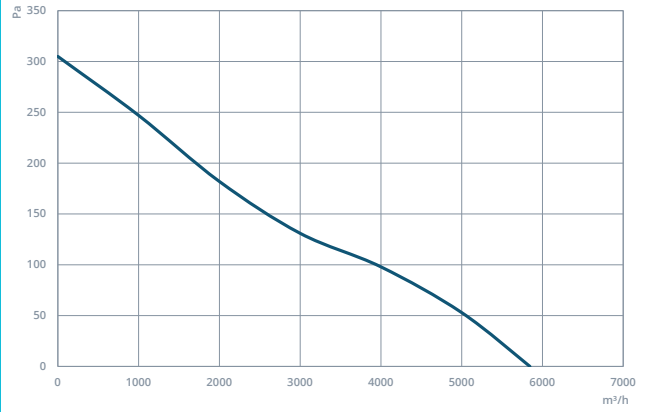
MODEL	A (mm)	B (mm)	C (mm)	D (mm)	E (mm)	N (Number of Holes)
VE-TAXI 450-5-25	450	530	320	50	11	8
VE-TAXI 500-5-25	500	580	320	70	11	8
VE-TAXI 560-5-25	560	640	320	60	11	12
VE-TAXI 630-5-30	630	710	420	45	11	12
VE-TAXI 710-5-30	710	790	420	25	11	12
VE-TAXI 800-5-30	800	880	420	50	11	16
VE-TAXI 800-5-35	800	880	420	50	11	16
VE-TAXI 900-5-35	900	980	520	0	11	16
VE-TAXI 900-5-40	900	980	520	35	11	16
VE-TAXI 1000-5-40	1000	1080	520	150	11	16
VE-TAXI 900-8-40	900	980	520	75	11	16
VE-TAXI 1000-8-40	1000	1080	520	180	11	16
VE-TAXI 1000-8-45	1000	1080	520	250	11	16
VE-TAXI 1120-8-40	1120	1200	520	250	11	16
VE-TAXI 1120-8-45	1120	1200	520	300	11	16

PERFORMANCE CURVES

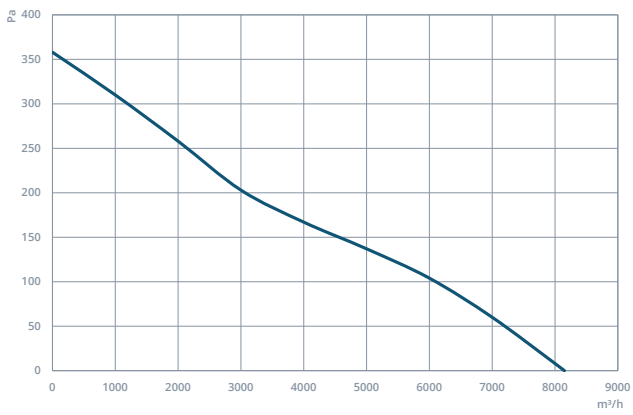
VE-TAXI 450-5-25



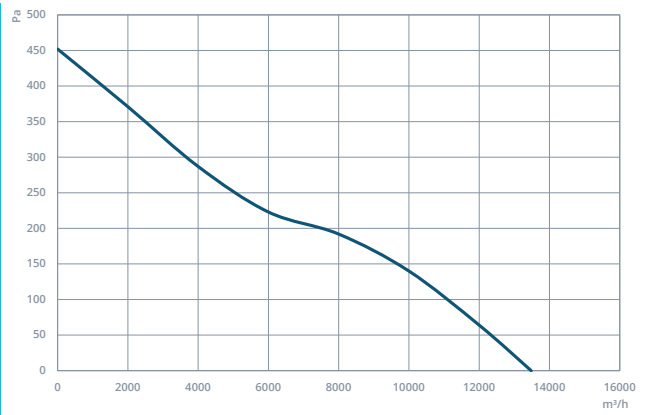
VE-TAXI 500-5-25



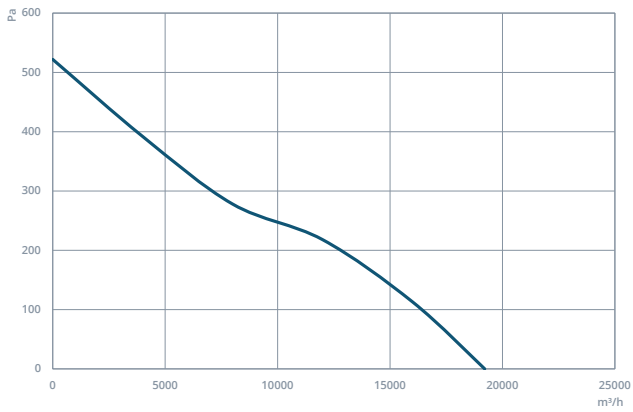
VE-TAXI 560-5-25



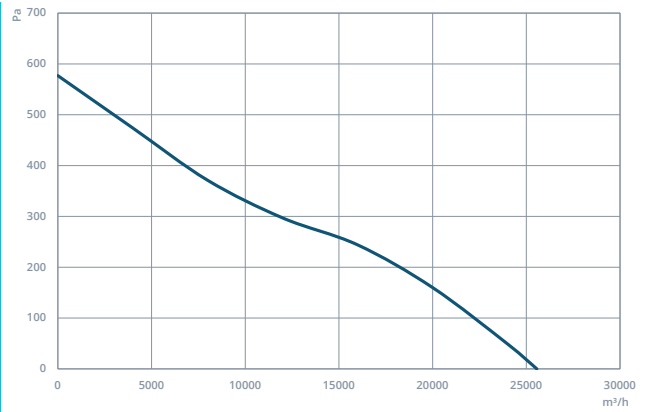
VE-TAXI 630-5-30



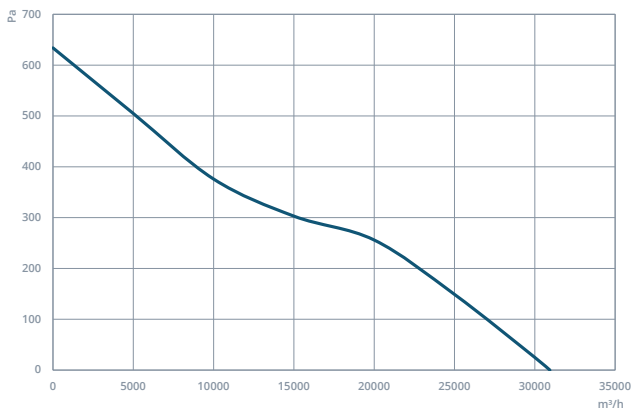
VE-TAXI 710-5-30



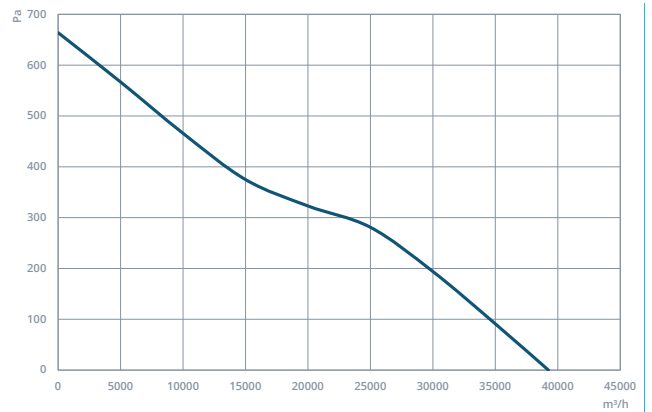
VE-TAXI 800-5-30



VE-TAXI 800-5-35

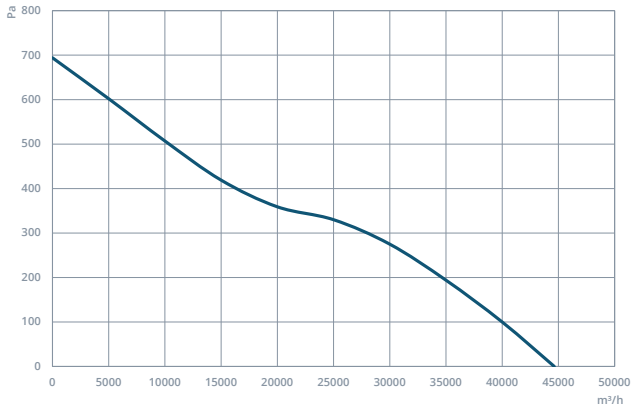


VE-TAXI 900-5-35

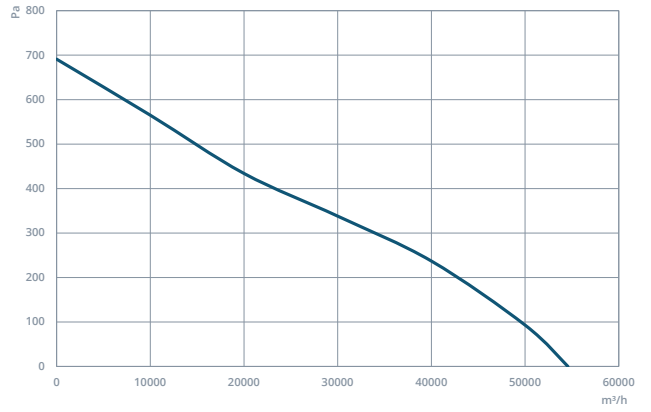


PERFORMANCE CURVES

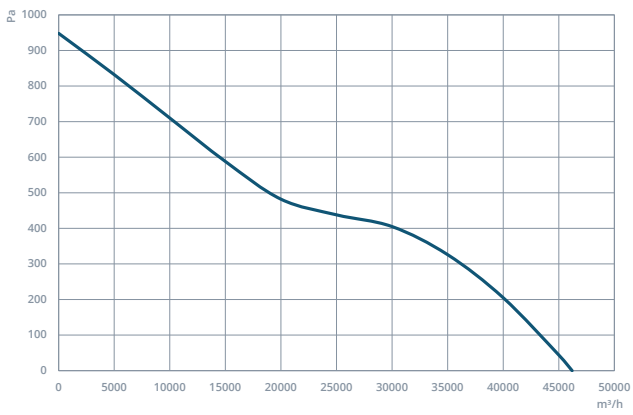
VE-TAXI 900-5-40



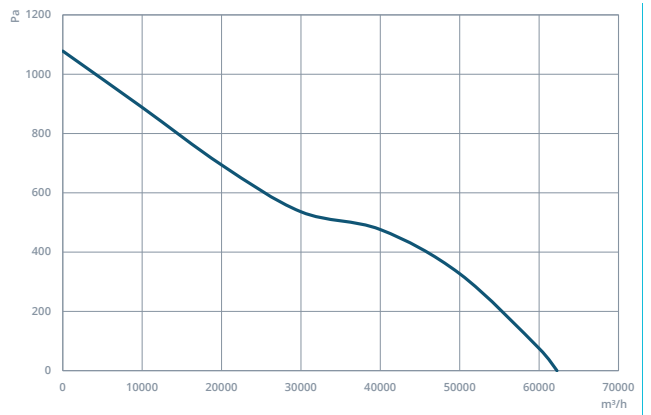
VE-TAXI 1000-5-40



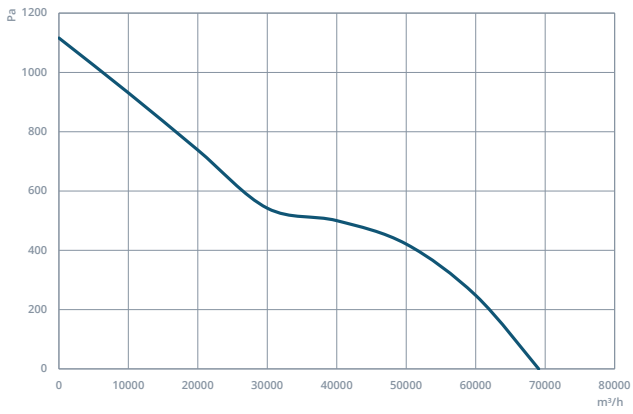
VE-TAXI 900-8-40



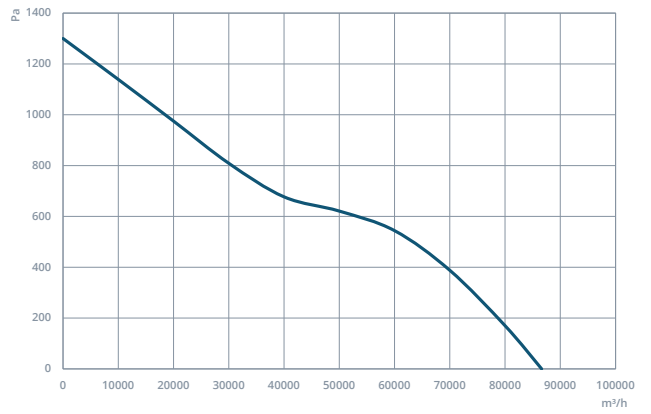
VE-TAXI 1000-8-40



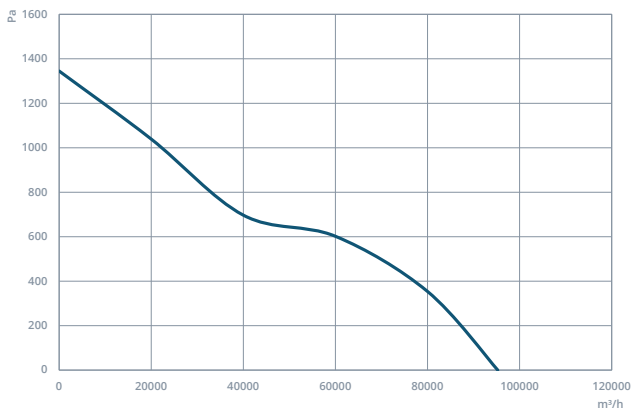
VE-TAXI 1000-8-45



VE-TAXI 1120-8-40



VE-TAXI 1120-8-45



VE-PAXI - Axial Fan With Ex-proof Motor

AXIP fans have motors that do not produce sparks and with the aluminium band in the body it can be used to in ventilation with ATEX needs Zone 1 ve Zone 2 Group: IIA, IIB ve IIC.ATEX CLASS CHOICE IS THE CLIENTS RESPONSIBILITY.



MOTOR INSULATION CLASS	F CLASS
MOTOR PROTECTION CLASS	IP 55
MOTOR EFFICIENCY CLASS	IE2
MOTOR ENCLOSURE TYPE	TEFC
MOTOR BRAND	-
BODY MATERIAL	GALVANIZED SHEET METAL
BODY COATING	NONE
IMPELLER MATERIAL	ALUMINIUM
DUTY CYCLE	IEC Duty Cycle-S1
WORKING TEMPERATURE	-20 - +50 °C
STANDARDS	IEC-60335-2-80, ISO 1940-1



MODEL	VOLTAGE (V)	FREQUENCY (Hz)	POWER (kW)	REVOLUTION (rpm)	FLOW RATE (m³/h)	NOISE LEVEL (dB(A))
VE-PAXI 450-5-25	380	50	0,55	1.456	4.180	69
VE-PAXI 500-5-25	380	50	0,55	1.453	5.845	72
VE-PAXI 560-5-25	380	50	0,75	1.466	8.150	75
VE-PAXI 630-5-30	380	50	1,10	1.465	13.480	80
VE-PAXI 710-5-30	380	50	1,50	1.472	19.210	83
VE-PAXI 800-5-30	380	50	2,20	1.459	25.560	85
VE-PAXI 800-5-35	380	50	3,00	1.463	30.940	89
VE-PAXI 900-5-35	380	50	4,00	1.471	39.250	90
VE-PAXI 900-5-40	380	50	5,50	1.472	44.635	93
VE-PAXI 1000-5-40	380	50	7,50	1.478	54.570	94

Values are for 0 Pa.

OPTIONS



GRILL



SUPPORT FEET



FLANGE



CONNECTOR



RUBBER PAD

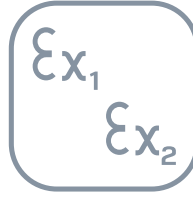


SPRING

OTHER OPTIONS



Custom Production For Any Flowrate and Pressure



Different ATEX Classes

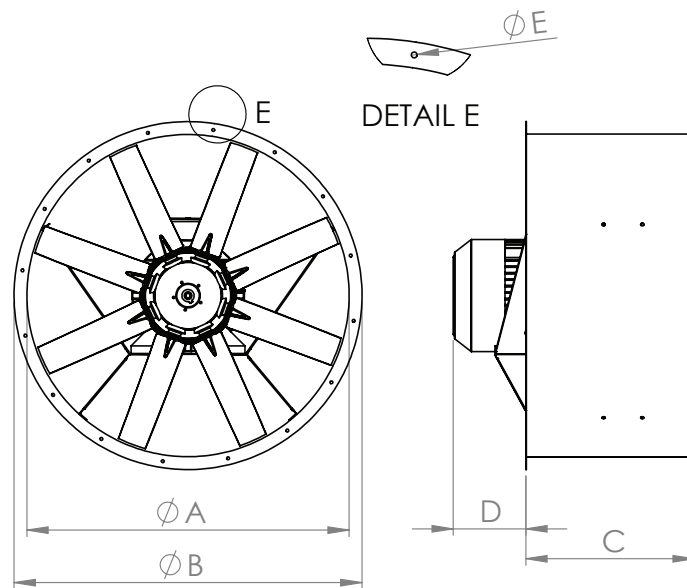


5, 8, 12 and 16 Blades Options



System Automation

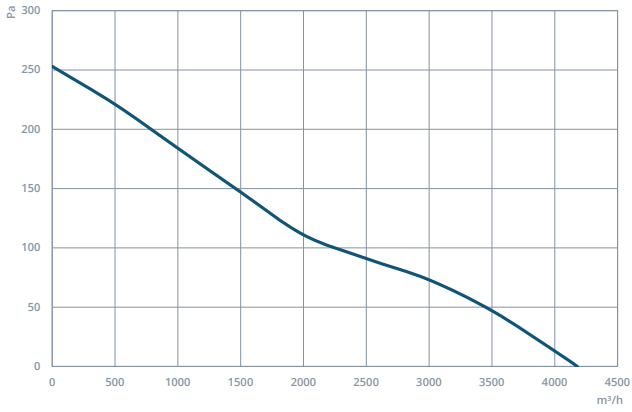
DRAWING



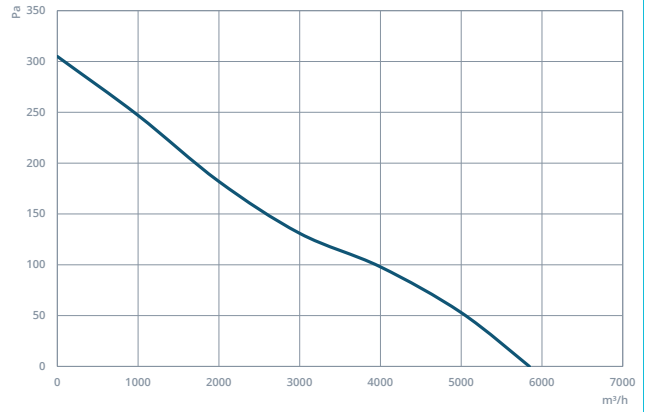
MODEL	A (mm)	B (mm)	C (mm)	D (mm)	E (mm)	N (Number of Holes)
VE-PAXI 450-5-25	450	530	320	50	11	8
VE-PAXI 500-5-25	500	580	320	70	11	8
VE-PAXI 560-5-25	560	640	320	60	11	12
VE-PAXI 630-5-30	630	710	420	45	11	12
VE-PAXI 710-5-30	710	790	420	25	11	12
VE-PAXI 800-5-30	800	880	420	50	11	16
VE-PAXI 800-5-35	800	880	420	50	11	16
VE-PAXI 900-5-35	900	980	520	0	11	16
VE-PAXI 900-5-40	900	980	520	35	11	16
VE-PAXI 1000-5-40	1000	1080	520	150	11	16
VE-PAXI 900-8-40	900	980	520	75	11	16
VE-PAXI 1000-8-40	1000	1080	520	180	11	16

PERFORMANCE CURVES

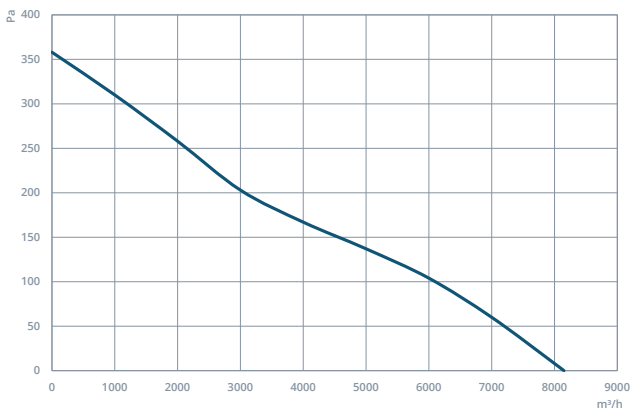
VE-PAXI 450-5-25



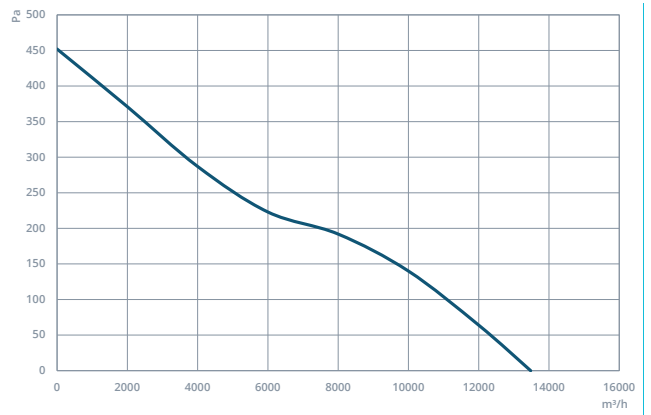
VE-PAXI 500-5-25



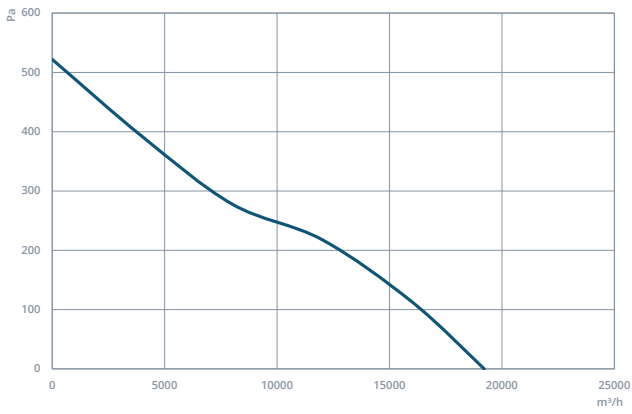
VE-PAXI 560-5-25



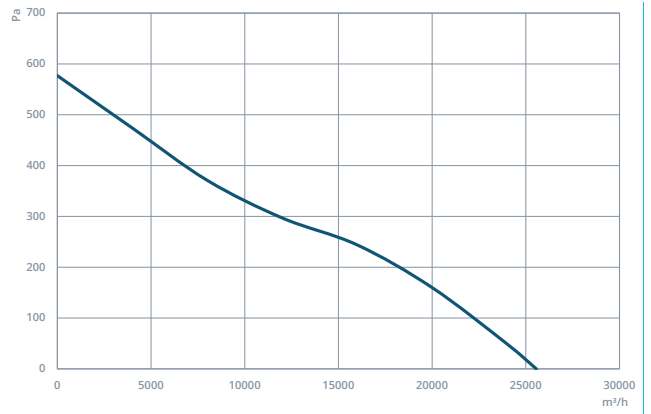
VE-PAXI 630-5-30



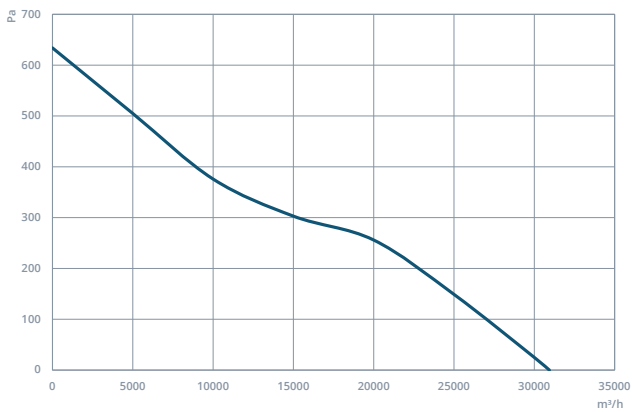
VE-PAXI 710-5-30



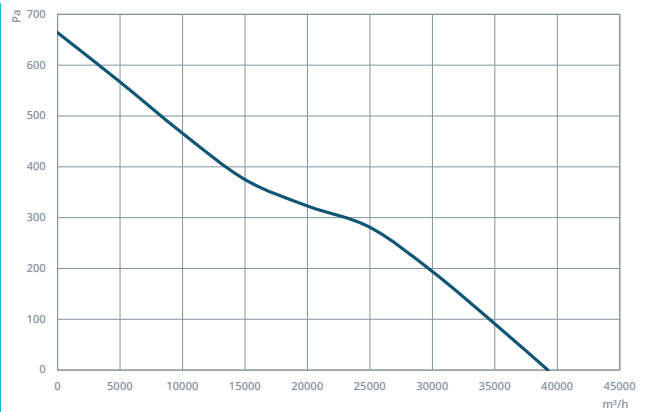
VE-PAXI 800-5-30



VE-PAXI 800-5-35

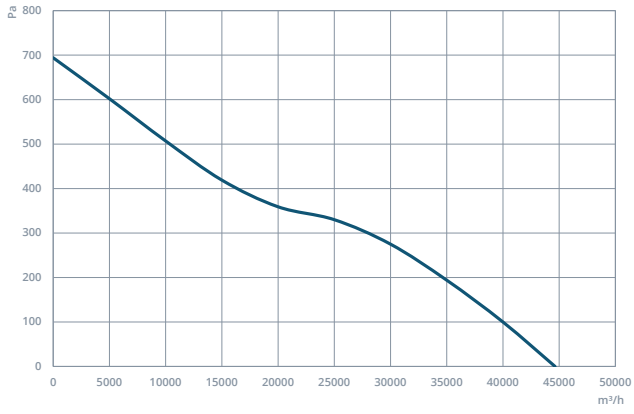


VE-PAXI 900-5-35

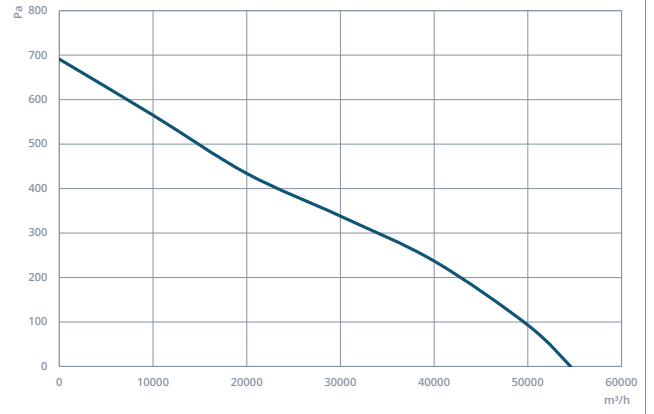


PERFORMANCE CURVES

VE-PAXI 900-5-40



VE-PAXI 1000-5-40



VE-HAXI - Axial Box Fan

Axial box fans can be used in hard-to-install situations with its multiple connection point body. Default fan has an on-off switch and inbuilt sound attenuator.



MOTOR INSULATION CLASS	F CLASS
MOTOR PROTECTION CLASS	IP 55
MOTOR EFFICIENCY CLASS	IE3
MOTOR ENCLOSURE TYPE	TEFC
MOTOR BRAND	-
BODY MATERIAL	GALVANIZED SHEET METAL
BODY COATING	NONE
IMPELLER MATERIAL	ALUMINIUM
DUTY CYCLE	IEC Duty Cycle-S1
WORKING TEMPERATURE	-20 - +50 °C
STANDARDS	IEC-60335-2-80, ISO 1940-1



MODEL	VOLTAGE (V)	FREQUENCY (Hz)	POWER (kW)	REVOLUTION (rpm)	FLOW RATE (m³/h)	NOISE LEVEL (dB(A))
VE-HAXI 400-5-25	380	50	0,37	1.450	2.895	60
VE-HAXI 450-5-25	380	50	0,55	1.456	4.180	61
VE-HAXI 500-5-25	380	50	0,55	1.453	5.845	62
VE-HAXI 560-5-25	380	50	0,75	1.466	8.150	63
VE-HAXI 630-5-30	380	50	1,10	1.465	13.480	64
VE-HAXI 710-5-30	380	50	1,50	1.472	19.210	65
VE-HAXI 800-5-30	380	50	2,20	1.459	25.560	67
VE-HAXI 800-5-35	380	50	3,00	1.463	30.940	69
VE-HAXI 900-5-35	380	50	4,00	1.471	39.250	71
VE-HAXI 900-5-40	380	50	5,50	1.472	44.635	73
VE-HAXI 1000-5-40	380	50	7,50	1.478	54.570	73
VE-HAXI 900-8-40	380	50	11,00	1.454	46.200	76
VE-HAXI 1000-8-40	380	50	15,00	1.456	62.250	77
VE-HAXI 1000-8-45	380	50	18,50	1.458	69.070	78
VE-HAXI 1120-8-40	380	50	22,00	1.471	86.620	79
VE-HAXI 1120-8-45	380	50	30,00	1.474	95.270	81

Values are for 0 Pa.

OPTIONS



GRILL



RUBBER PAD



SPRING



PANEL

OTHER OPTIONS



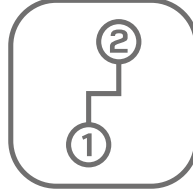
Custom Production For Any Flowrate and Pressure



System Automation




5, 8, 12 and 16 Blades Options



Two Speed Motor Option

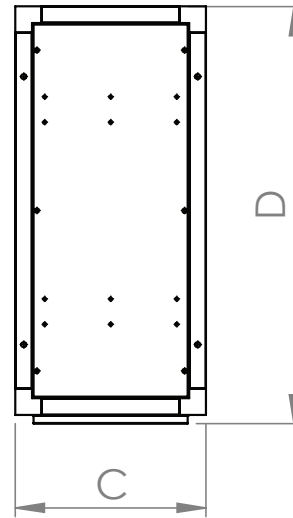
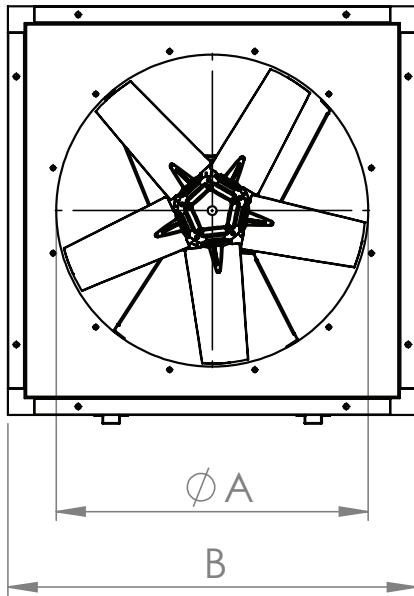


Aluminium or Plastic Blades



Smoke Exhaust Motor

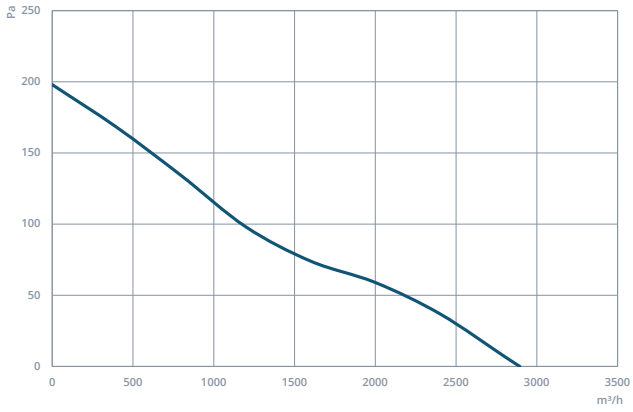
DRAWING



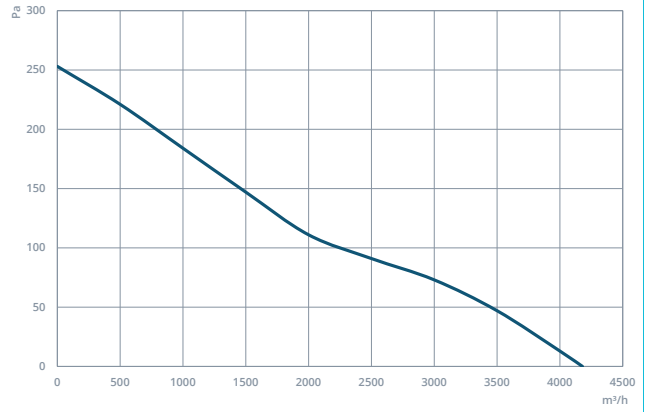
MODEL	A (mm)	B (mm)	C (mm)	D (mm)
VE-HAXI 400	400	620	425	645
VE-HAXI 450	450	670	425	695
VE-HAXI 500	500	720	425	745
VE-HAXI 560	560	780	425	805
VE-HAXI 630	630	850	425	875
VE-HAXI 710	710	930	425	955
VE-HAXI 800	800	1020	425	1045
VE-HAXI 900	900	1120	525	1145
VE-HAXI 1000	1000	1220	525	1245
VE-HAXI 1120	1120	1340	525	1365

PERFORMANCE CURVES

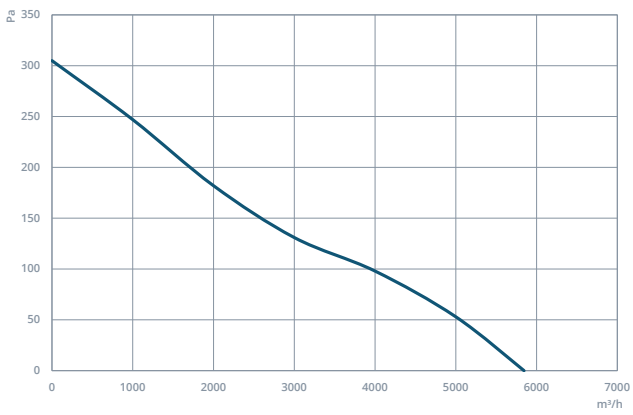
VE-HAXI 400-5-25



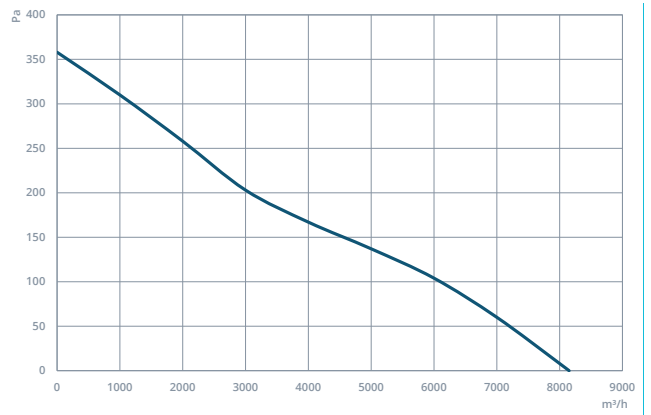
VE-HAXI 450-5-25



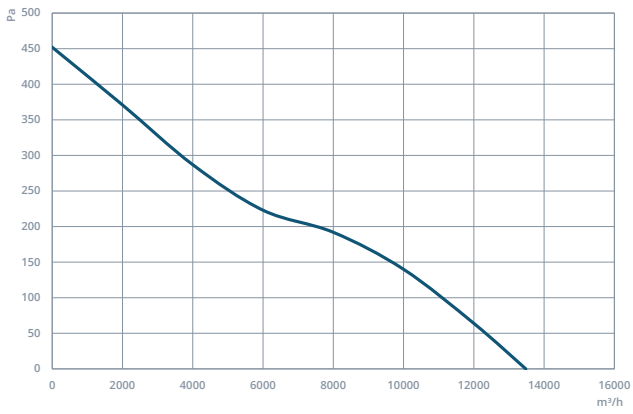
VE-HAXI 500-5-25



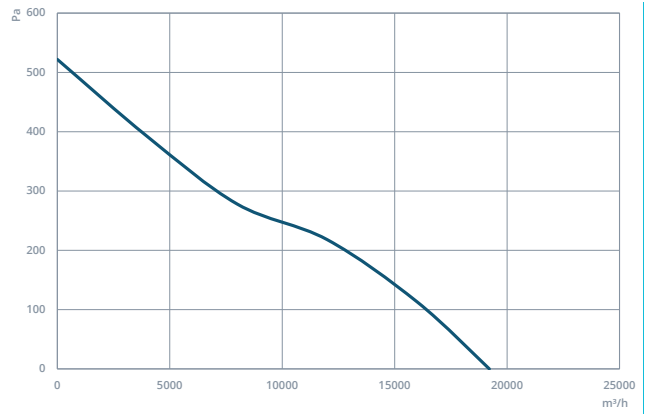
VE-HAXI 560-5-25



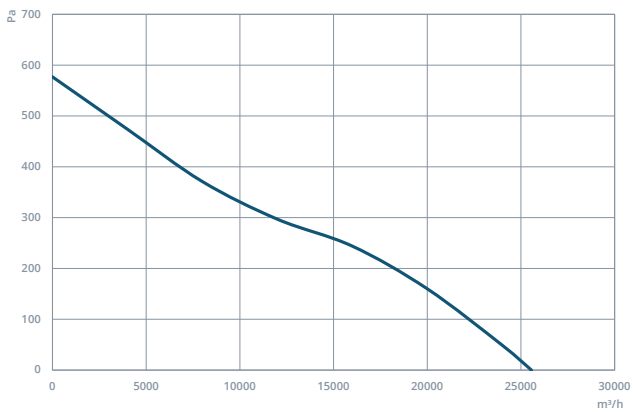
VE-HAXI 630-5-30



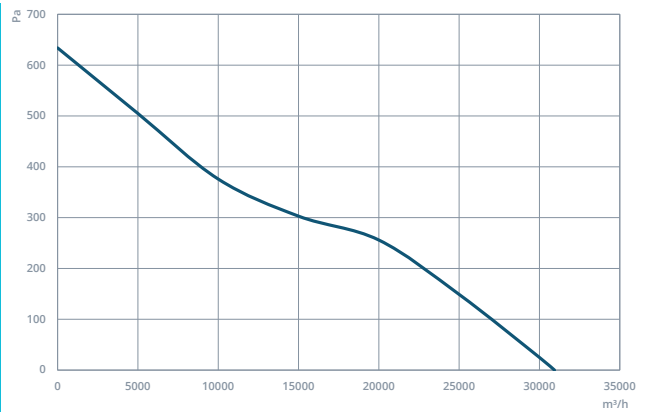
VE-HAXI 710-5-30



VE-HAXI 800-5-30

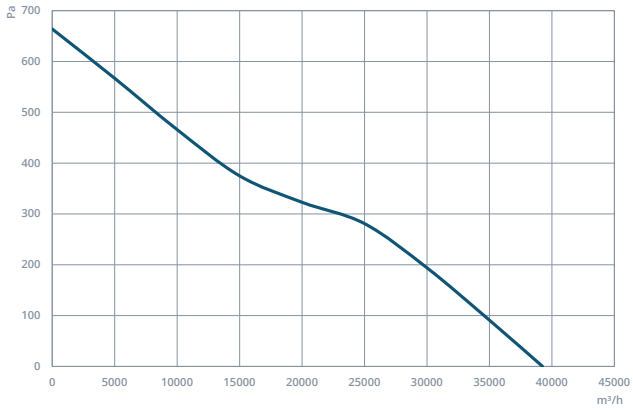


VE-HAXI 800-5-35

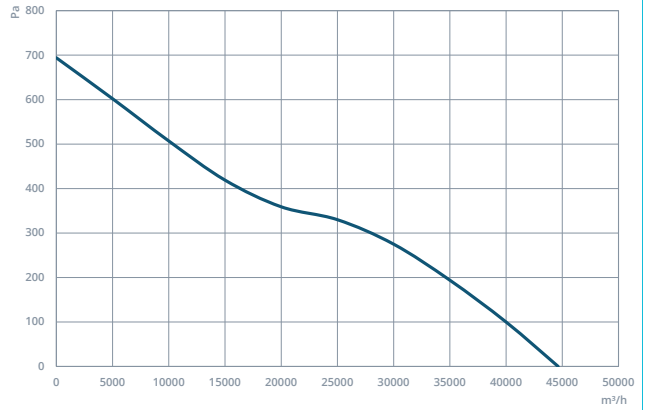


PERFORMANCE CURVES

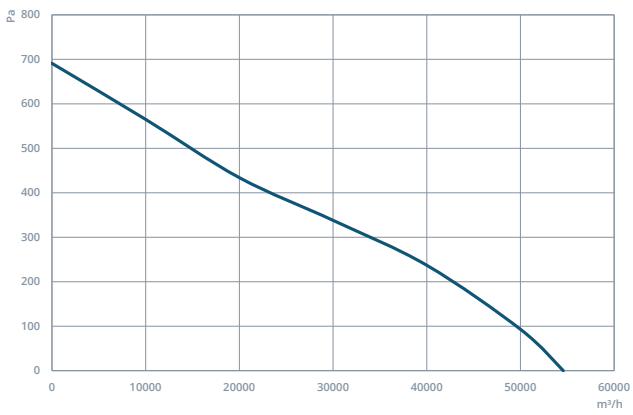
VE-HAXI 900-5-35



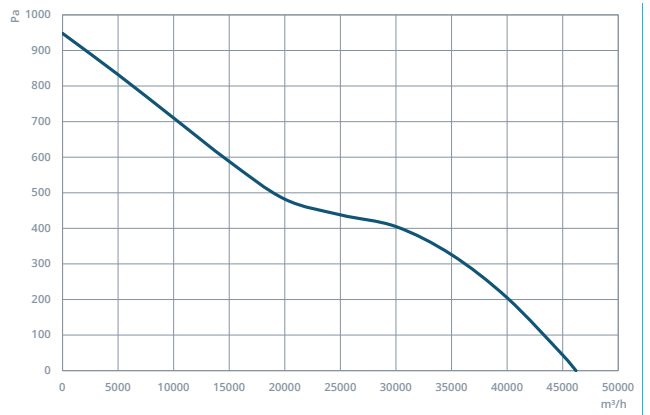
VE-HAXI 900-5-40



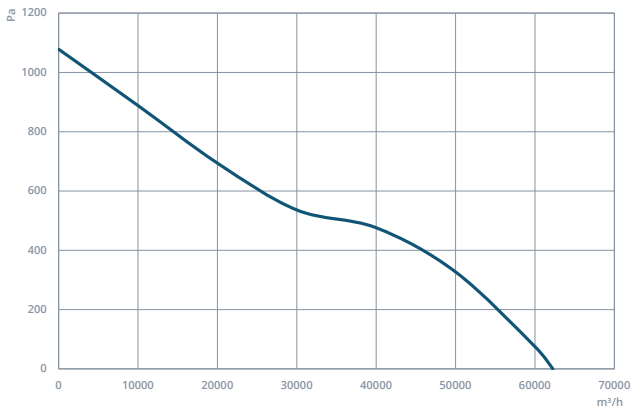
VE-HAXI 1000-5-40



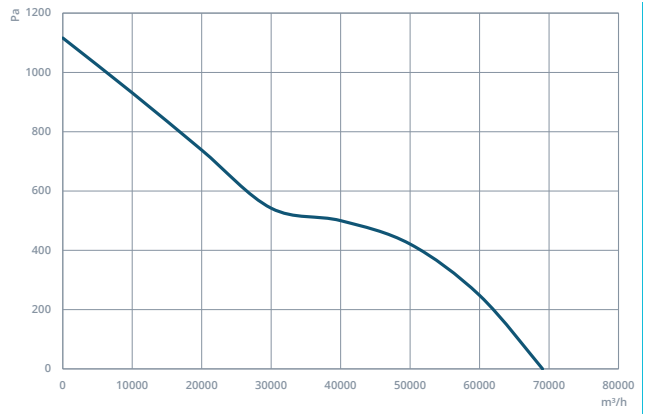
VE-HAXI 900-8-40



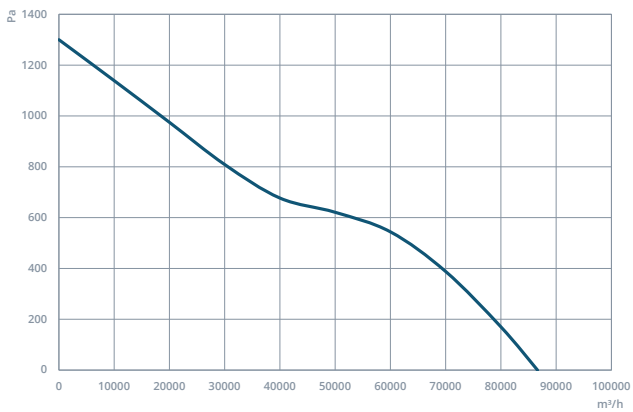
VE-HAXI 1000-8-40



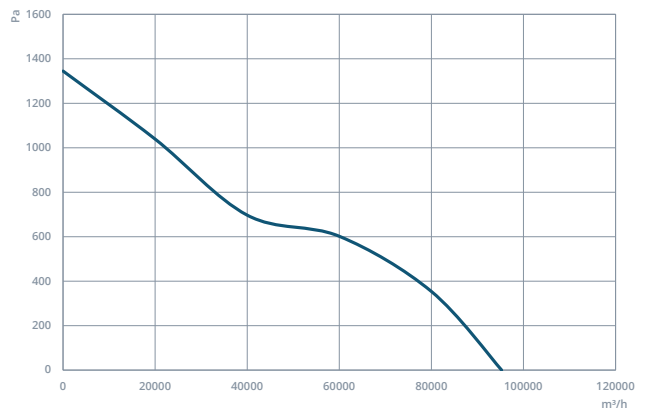
VE-HAXI 1000-8-45



VE-HAXI 1120-8-40



VE-HAXI 1120-8-45



VE-DAXI - Belt Driven Axial Fan

Belt driven axial fans can be used when the motor should be out of the airstream. With its belt drive system clients can choose the revolution at the order. It comes with mounting feet as standard.



MOTOR INSULATION CLASS	F CLASS
MOTOR PROTECTION CLASS	IP 55
MOTOR EFFICIENCY CLASS	IE3
MOTOR ENCLOSURE TYPE	TEFC
MOTOR BRAND	-
BODY MATERIAL	GALVANIZED SHEET METAL
BODY COATING	NONE
IMPELLER MATERIAL	ALUMINIUM
DUTY CYCLE	IEC Duty Cycle-S1
WORKING TEMPERATURE	-20 - +50 °C
STANDARDS	IEC-60335-2-80, ISO 1940-1



MODEL	VOLTAGE (V)	FREQUENCY (Hz)	POWER (kW)	REVOLUTION (rpm)	FLOW RATE (m³/h)	NOISE LEVEL (dB(A))
VE-DAXI 400-5-25	380	50	0,37	1.450	2.895	66
VE-DAXI 450-5-25	380	50	0,55	1.456	4.180	69
VE-DAXI 500-5-25	380	50	0,55	1.453	5.845	72
VE-DAXI 560-5-25	380	50	0,75	1.466	8.150	75
VE-DAXI 630-5-30	380	50	1,10	1.465	13.480	80
VE-DAXI 710-5-30	380	50	1,50	1.472	19.210	83
VE-DAXI 800-5-30	380	50	2,20	1.459	25.560	85
VE-DAXI 800-5-35	380	50	3,00	1.463	30.940	89
VE-DAXI 900-5-35	380	50	4,00	1.471	39.250	90
VE-DAXI 900-5-40	380	50	5,50	1.472	44.635	93
VE-DAXI 1000-5-40	380	50	7,50	1.478	54.570	94
VE-DAXI 900-8-40	380	50	11,00	1.454	46.200	94
VE-DAXI 1000-8-40	380	50	15,00	1.456	62.250	97
VE-DAXI 1000-8-45	380	50	18,50	1.458	69.070	99
VE-DAXI 1120-8-40	380	50	22,00	1.471	86.620	100
VE-DAXI 1120-8-45	380	50	30,00	1.474	95.270	102

Values are for 0 Pa.

OPTIONS



GRILL



FLANGE



CONNECTOR



RUBBER PAD



SPRING

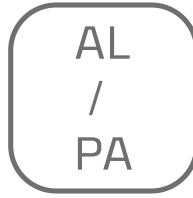


PANEL

OTHER OPTIONS



Electro-static Powder Coating With Any RAL Color



Aluminium or Plastic Blades



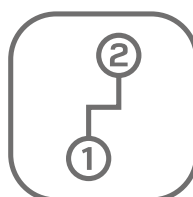
Custom Production For Any Flowrate and Pressure



System Automation

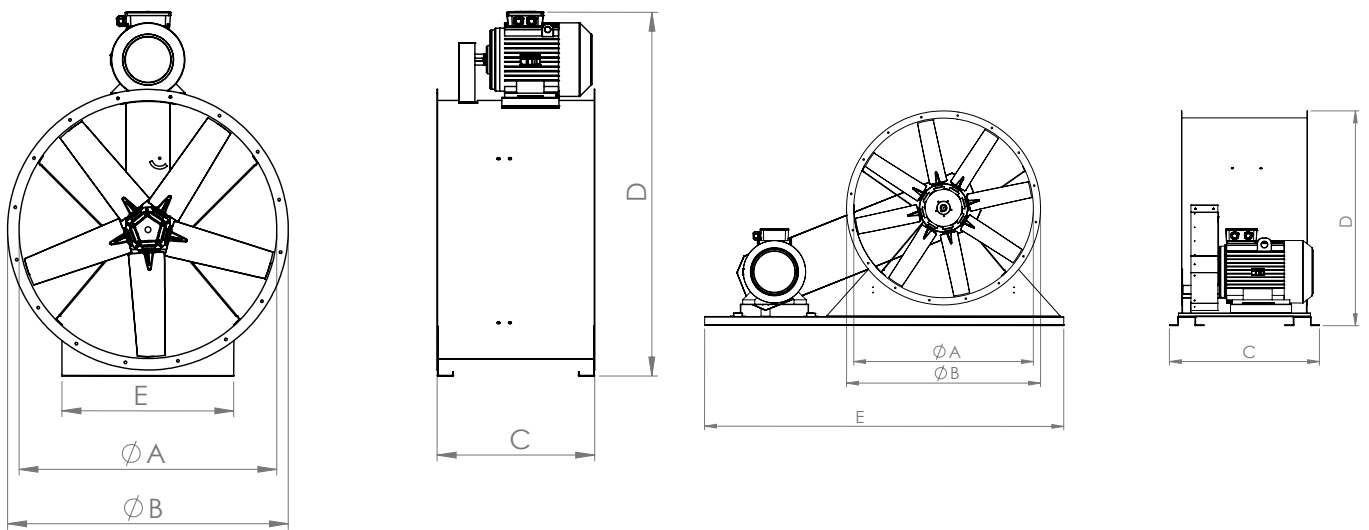


5, 8, 12 and 16 Blades Options



Two Speed Motor Option

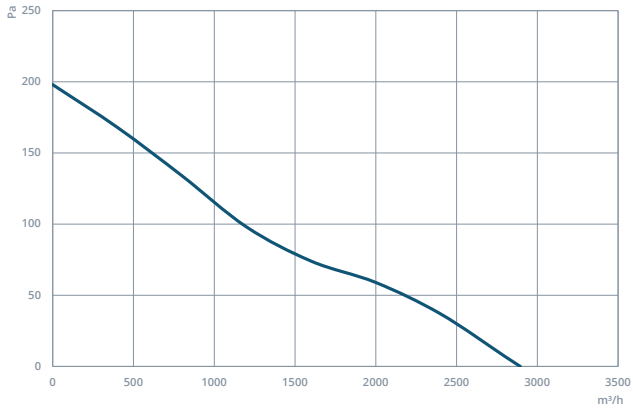
DRAWING



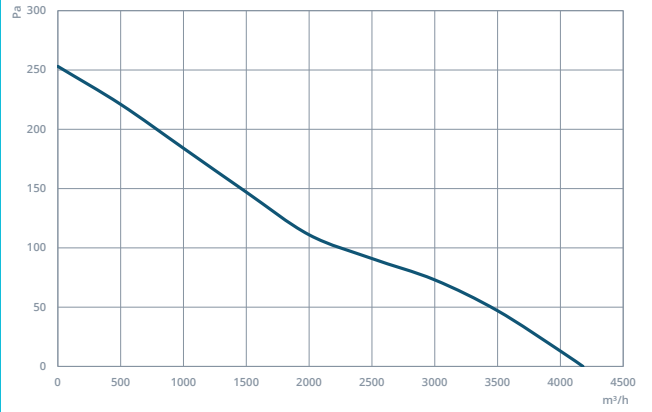
MODEL	A (mm)	B (mm)	C (mm)	D (mm)	E (mm)	MODEL	A (mm)	B (mm)	C (mm)	D (mm)	E (mm)
VE-DAXI 400	400	480	380	660	300	VE-DAXI 1000	1000	1080	836	1195	2000
VE-DAXI 450	450	530	400	720	330	VE-DAXI 1120	1120	1200	956	1315	2000
VE-DAXI 500	500	580	400	770	360	Since motor cannot be mounted on top of the fan in model 1000-8-45 and bigger ones, fan and the motor are mounted on a separate platform.					
VE-DAXI 560	560	640	430	840	400						
VE-DAXI 630	630	710	500	925	440						
VE-DAXI 710	710	790	500	1005	480						
VE-DAXI 800	800	880	500	1110	520						
VE-DAXI 900	900	980	740	1360	560						
VE-DAXI 1000	1000	1080	740	1470	600						

PERFORMANCE CURVES

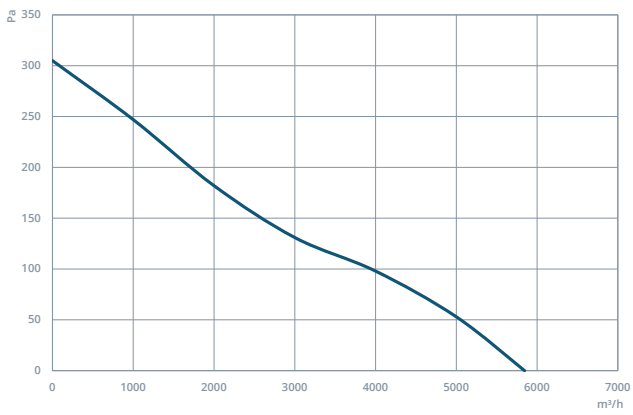
VE-DAXI 400-5-25



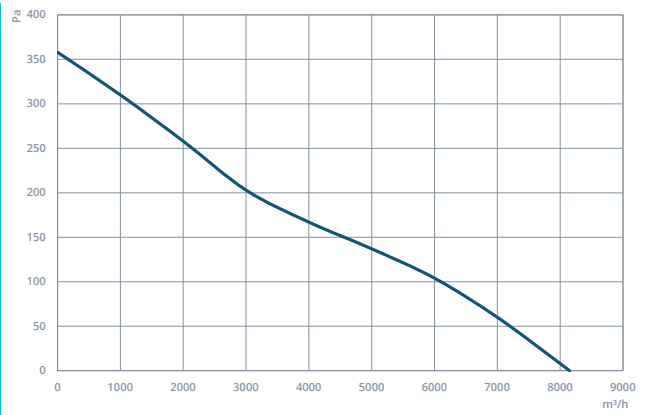
VE-DAXI 450-5-25



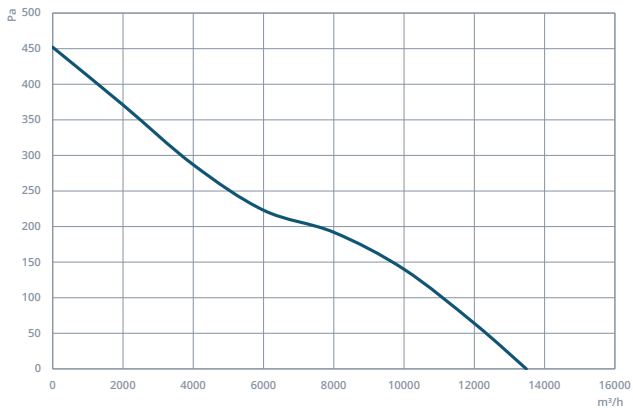
VE-DAXI 500-5-25



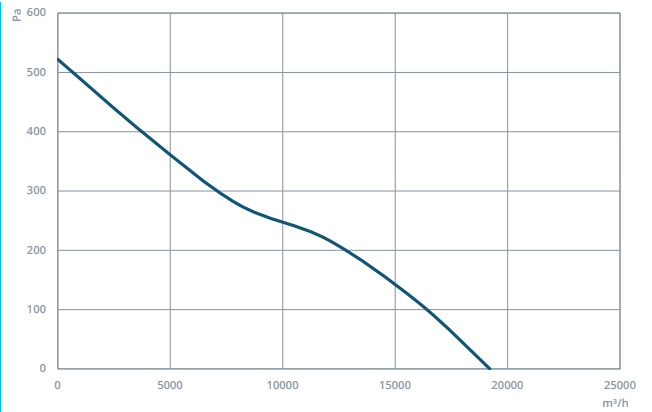
VE-DAXI 560-5-25



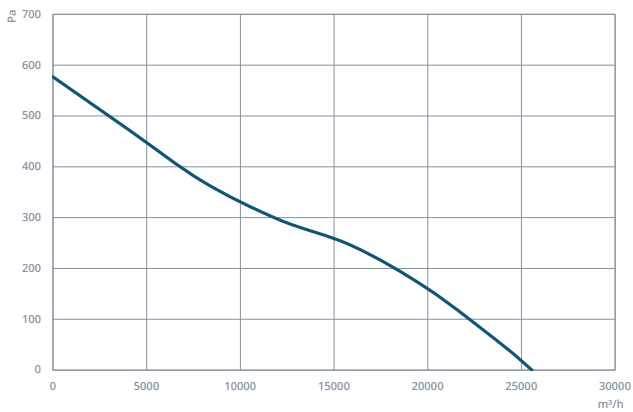
VE-DAXI 630-5-30



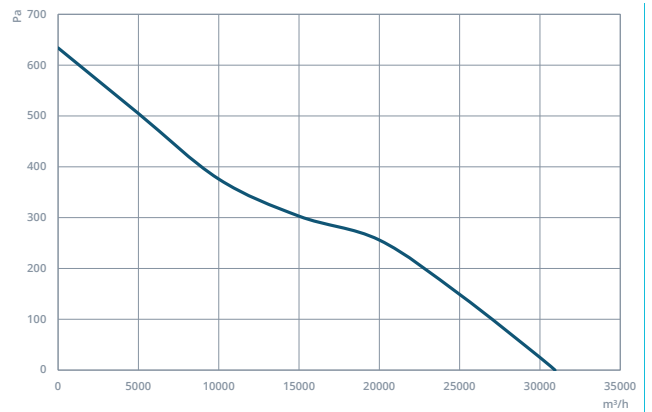
VE-DAXI 710-5-30



VE-DAXI 800-5-30

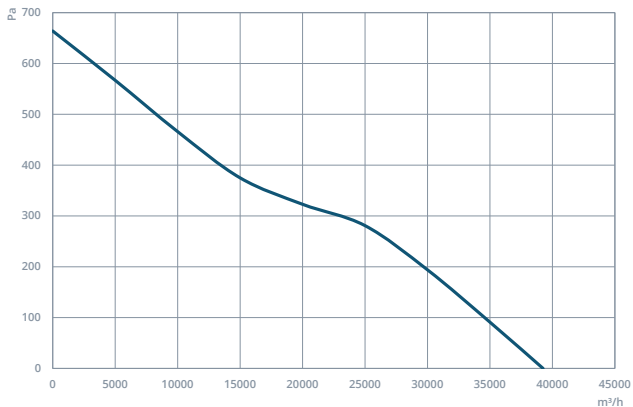


VE-DAXI 800-5-35

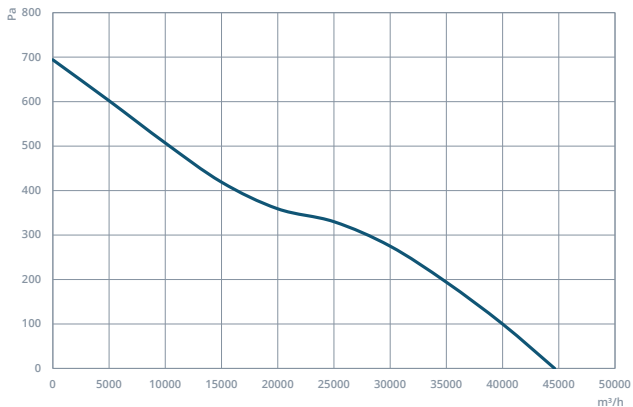


PERFORMANCE CURVES

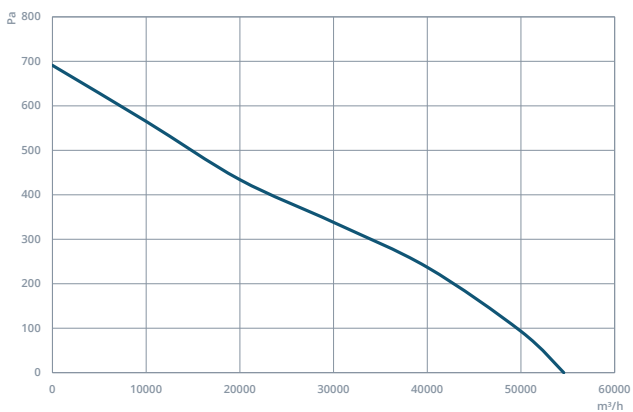
VE-DAXI 900-5-35



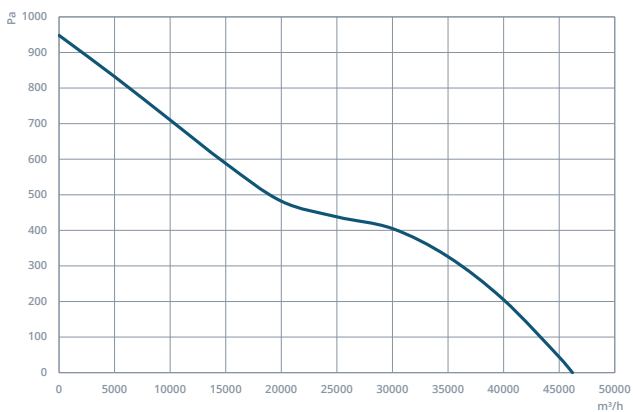
VE-DAXI 900-5-40



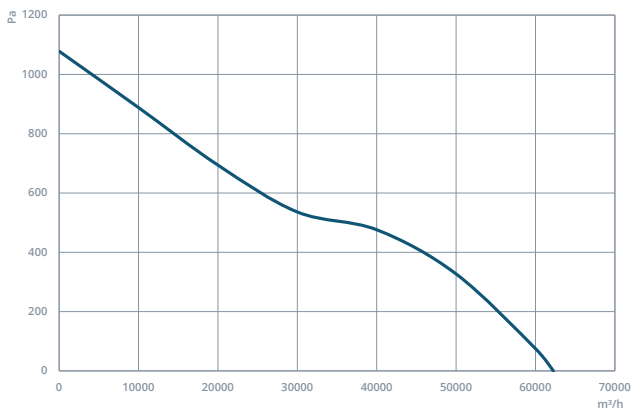
VE-DAXI 1000-5-40



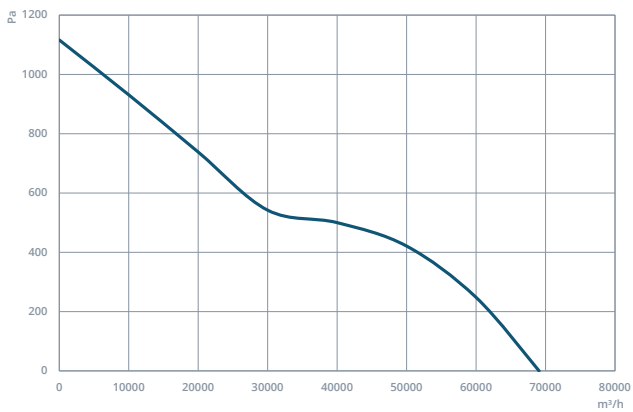
VE-DAXI 900-8-40



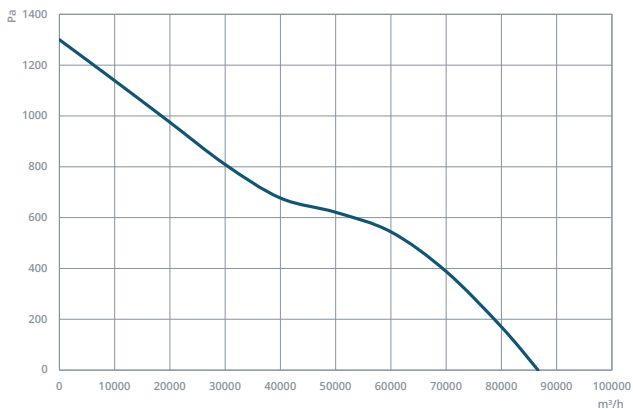
VE-DAXI 1000-8-40



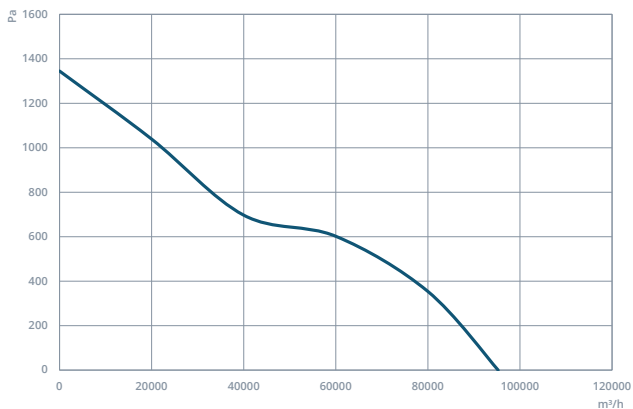
VE-DAXI 1000-8-45



VE-DAXI 1120-8-40

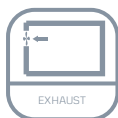


VE-DAXI 1120-8-45



VE-BAXI - Bifurcated Axial Fan

Bifurcated axial fans can be used when motor should be out of the airstream but a belt driven model cannot be used. When continuous use required in high temperature motor can be cooled by attaching a KAZ fan.



MOTOR INSULATION CLASS	F CLASS
MOTOR PROTECTION CLASS	IP 55
MOTOR EFFICIENCY CLASS	IE3
MOTOR ENCLOSURE TYPE	TEFC
MOTOR BRAND	-
BODY MATERIAL	GALVANIZED SHEET METAL
BODY COATING	NONE
IMPELLER MATERIAL	ALUMINIUM
DUTY CYCLE	IEC Duty Cycle-S1
WORKING TEMPERATURE	-20 - +50 °C
STANDARDS	IEC-60335-2-80, ISO 1940-1



MODEL	VOLTAGE (V)	FREQUENCY (Hz)	POWER (kW)	REVOLUTION (rpm)	FLOW RATE (m³/h)	NOISE LEVEL (dB(A))
VE-BAXI 710-5-30	380	50	1,50	1.472	17000	83
VE-BAXI 800-5-30	380	50	2,20	1.459	22.250	85
VE-BAXI 800-5-35	380	50	3,00	1.463	26.940	89
VE-BAXI 900-5-35	380	50	4,00	1.471	34.150	90
VE-BAXI 900-5-40	380	50	5,50	1.472	40.000	93
VE-BAXI 1000-5-40	380	50	7,50	1.478	49.570	94
VE-BAXI 900-8-40	380	50	11,00	1.454	43.200	94
VE-BAXI 1000-8-40	380	50	15,00	1.456	58.850	97
VE-BAXI 1000-8-45	380	50	18,50	1.458	66.070	99
VE-BAXI 1120-8-40	380	50	22,00	1.471	84.620	100
VE-BAXI 1120-8-45	380	50	30,00	1.474	92.270	102

Values are for 0 Pa.

OPTIONS



GRILL

SUPPORT FEET

FLANGE

CONNECTOR

RUBBER PAD

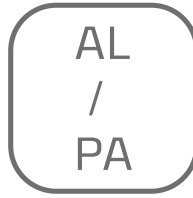
SPRING

PANEL

OTHER OPTIONS



Electro-static Powder Coating With Any RAL Color



Aluminium or Plastic Blades



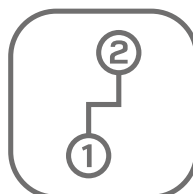
Custom Production For Any Flowrate and Pressure



System Automation

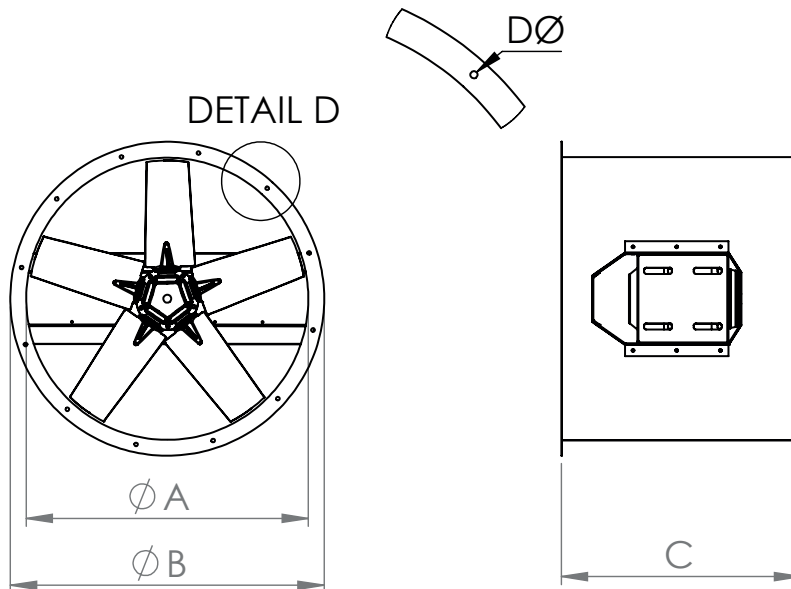


5, 8, 12 and 16 Blades Options



Two Speed Motor Option

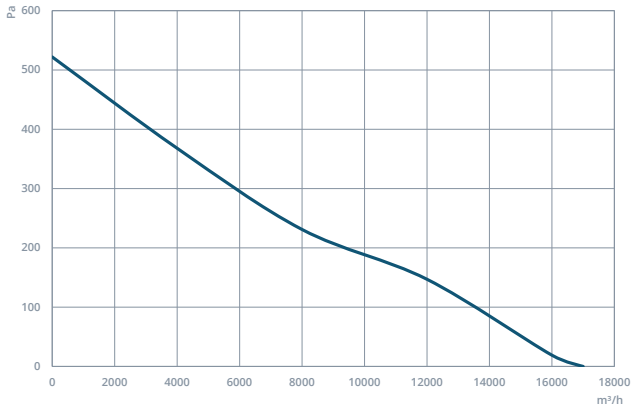
DRAWING



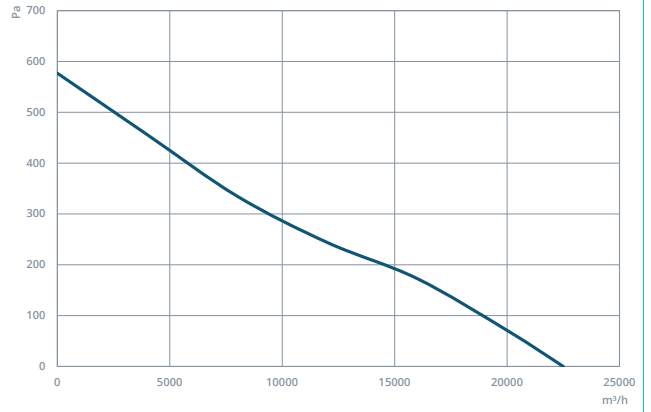
MODEL	A (mm)	B (mm)	C (mm)	D (mm)	N
VE-BAXI 710	710	790	600	11	12
VE-BAXI 800	800	880	650	11	16
VE-BAXI 900	900	980	700	11	16
VE-BAXI 1000	1000	1080	740	11	16
VE-BAXI 1120	1120	1200	800	11	16

PERFORMANCE CURVES

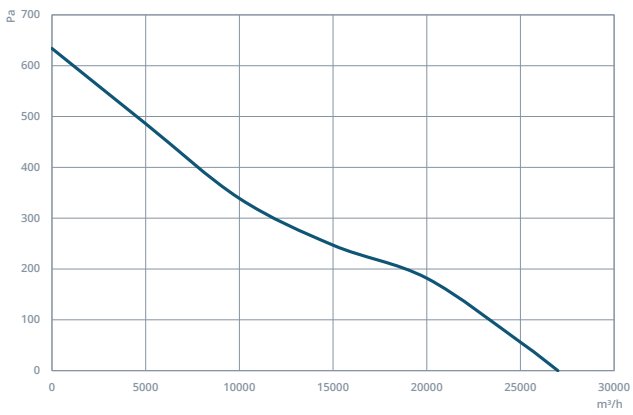
VE-BAXI 710-5-30



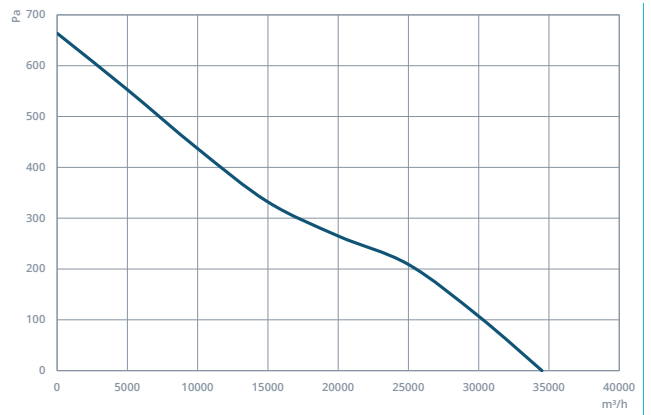
VE-BAXI 800-5-30



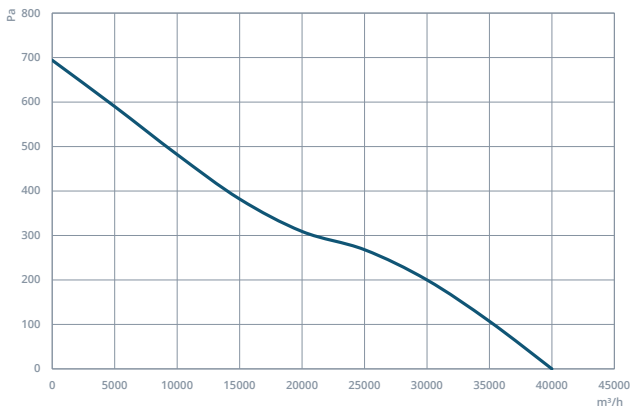
VE-BAXI 800-5-35



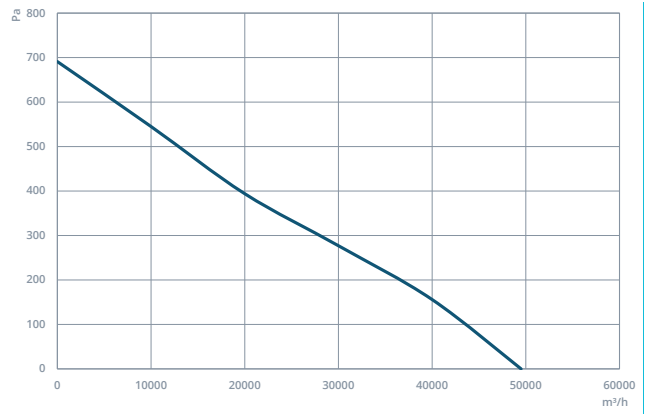
VE-BAXI 900-5-35



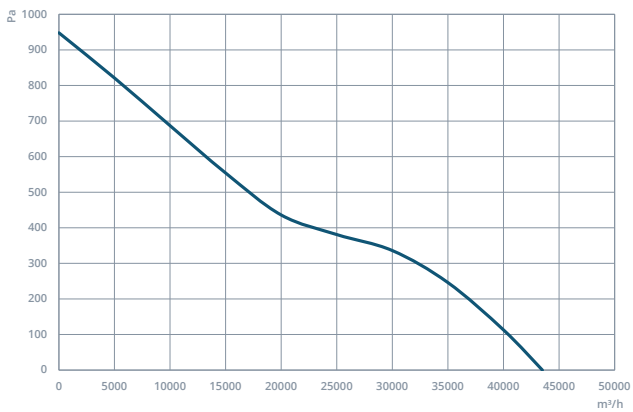
VE-BAXI 900-5-40



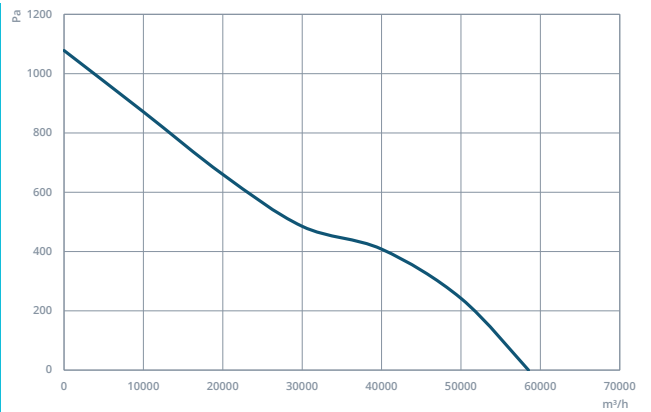
VE-BAXI 1000-5-40



VE-BAXI 900-8-40

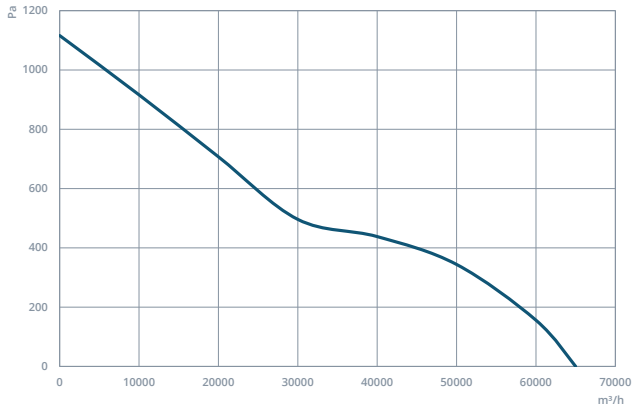


VE-BAXI 1000-8-40

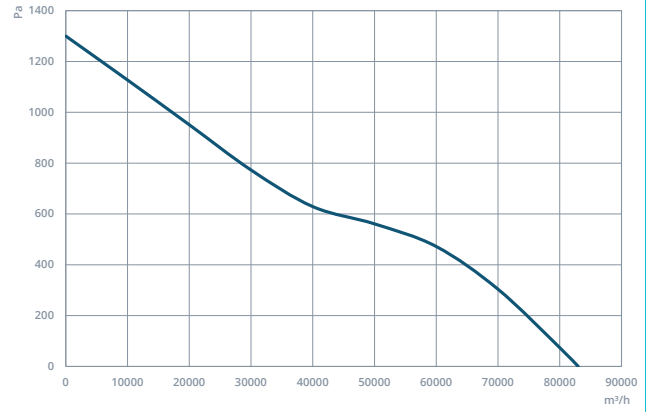


PERFORMANCE CURVES

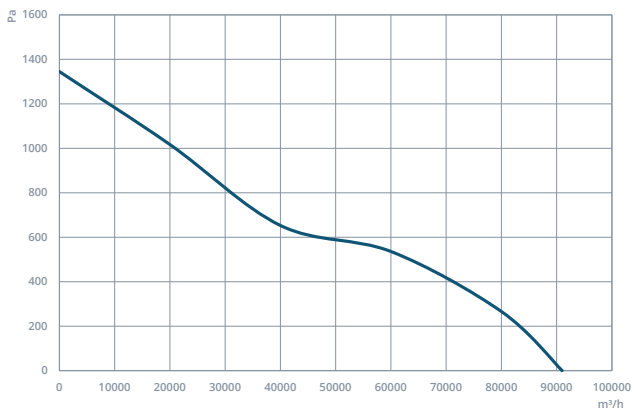
VE-BAXI 1000-8-45



VE-BAXI 1120-8-40

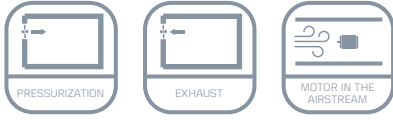


VE-BAXI 1120-8-45



VE-GAXI - Mobile Axial Fan

Mobile axial fans can be taken anywhere thanks to its base with wheels and you can use the steering wheel to change the direction of the air flow. The on-off and emergency stop buttons are standard on the product. Comes with a protection grill.



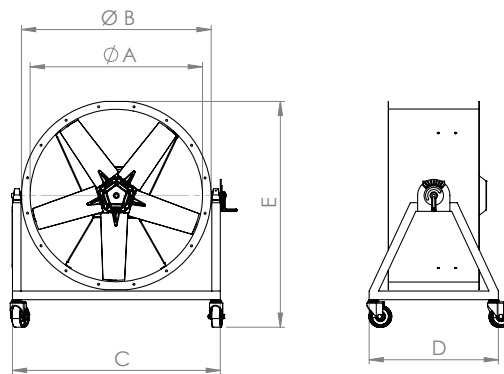
MOTOR INSULATION CLASS	F CLASS
MOTOR PROTECTION CLASS	IP 55
MOTOR EFFICIENCY CLASS	IE3
MOTOR ENCLOSURE TYPE	TEFC
MOTOR BRAND	-
BODY MATERIAL	GALVANIZED SHEET METAL
BODY COATING	ELECTRO-STATIC POWDER COATING
IMPELLER MATERIAL	ALUMINIUM
DUTY CYCLE	IEC Duty Cycle-S1
WORKING TEMPERATURE	-20 - +50 °C
STANDARDS	IEC-60335-2-80, ISO 1940-1



MODEL	VOLTAGE (V)	FREQUENCY (Hz)	POWER (kW)	REVOLUTION (rpm)	FLOW RATE (m³/h)	NOISE LEVEL (dB(A))
VE-GAXI 560-5-25	380	50	0,75	1.466	8.150	75
VE-GAXI 630-5-30	380	50	1,10	1.465	13.480	80
VE-GAXI 710-5-30	380	50	1,50	1.472	19.210	83
VE-GAXI 800-5-30	380	50	2,20	1.459	25.560	85

Values are for 0 Pa.

DRAWING

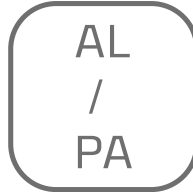


MODEL	A (mm)	B (mm)	C (mm)	D (mm)	E (mm)
VE-GAXI 560	560	640	760	500	860
VE-GAXI 630	630	710	830	600	930
VE-GAXI 710	710	790	910	600	1010
VE-GAXI 800	800	880	1000	600	1100

OTHER OPTIONS



Electro-static Powder Coating With Any RAL Color



Aluminium or Plastic Blades



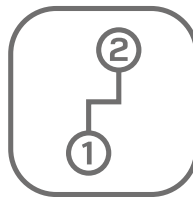
Custom Production For Any Flowrate and Pressure



System Automation



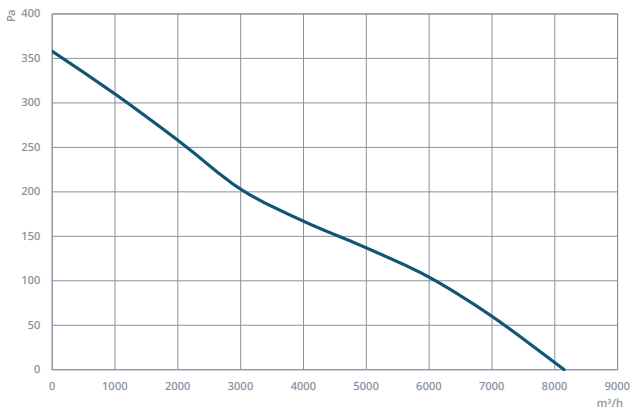
5, 8, 12 and 16 Blades Options



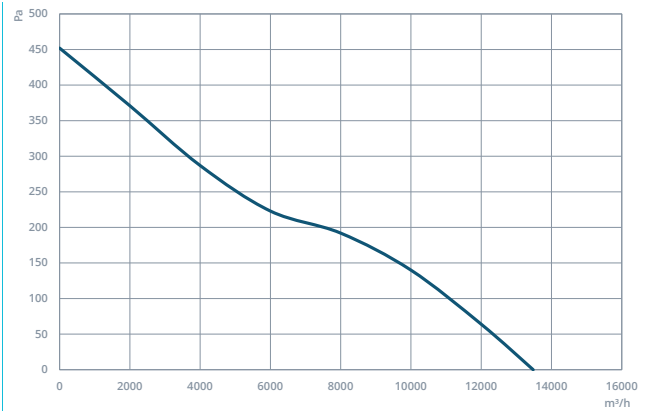
Two Speed Motor Option

PERFORMANCE CURVES

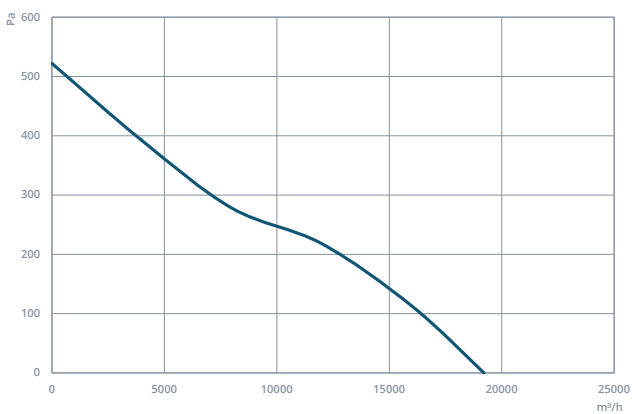
VE-GAXI 560-5-25



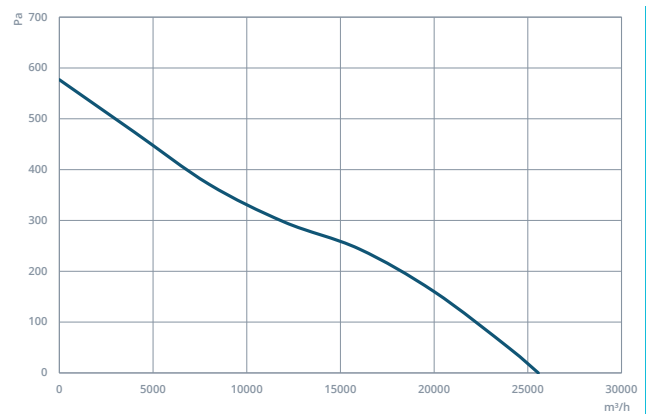
VE-GAXI 630-5-30



VE-GAXI 710-5-30

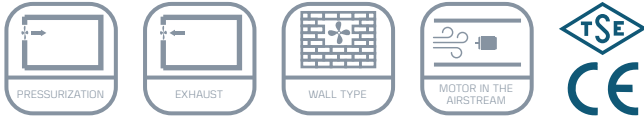


VE-GAXI 800-5-30



VE-AXIP - Wall Mounted Axial Fan With Plastic Blades

AXIP fans can be easily mounted on the walls with its square body. Standard fan has grille guard and powder coating. Blades can be aluminium as clients request.



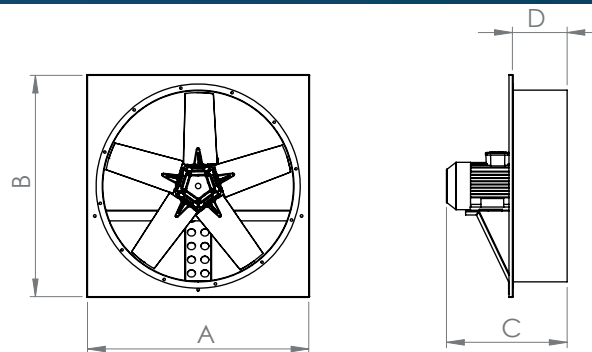
MOTOR INSULATION CLASS	F CLASS
MOTOR PROTECTION CLASS	IP 55
MOTOR EFFICIENCY CLASS	IE3
MOTOR ENCLOSURE TYPE	TEFC
MOTOR BRAND	-
BODY MATERIAL	GALVANIZED SHEET METAL
BODY COATING	ELECTRO-STATIC POWDER COATING
IMPELLER MATERIAL	PLASTIC
DUTY CYCLE	IEC Duty Cycle-S1
WORKING TEMPERATURE	-20 - +50 °C
STANDARDS	IEC-60335-2-80, ISO 1940-1



MODEL	VOLTAGE (V)	FREQUENCY (Hz)	POWER (kW)	REVOLUTION (rpm)	FLOW RATE (m³/h)	NOISE LEVEL (dB(A))
VE-AXIP 400-5-25	380	50	0,37	1.450	2.895	66
VE-AXIP 450-5-25	380	50	0,55	1.456	4.180	69
VE-AXIP 500-5-25	380	50	0,55	1.453	5.845	72
VE-AXIP 560-5-25	380	50	0,75	1.466	8.150	75
VE-AXIP 630-5-30	380	50	1,10	1.465	13.480	80
VE-AXIP 710-5-30	380	50	1,50	1.472	19.210	83
VE-AXIP 800-5-30	380	50	2,20	1.459	25.560	85
VE-AXIP 800-5-35	380	50	3,00	1.463	30.940	89
VE-AXIP 900-5-35	380	50	4,00	1.471	39.250	90
VE-AXIP 900-5-40	380	50	5,50	1.472	44.635	93
VE-AXIP 1000-5-40	380	50	7,50	1.478	54.570	94

Values are for 0 Pa.

DRAWING

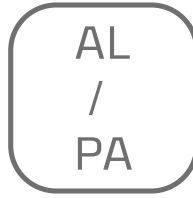


MODEL	A (mm)	B (mm)	C (mm)	D (mm)
VE-AXIP 400	570	570	400	200
VE-AXIP 450	610	610	410	200
VE-AXIP 500	650	650	410	200
VE-AXIP 560	680	680	410	200
VE-AXIP 630	750	750	420	200
VE-AXIP 710	830	830	450	200
VE-AXIP 800	920	920	480	200
VE-AXIP 900	1020	1020	590	300
VE-AXIP 1000	1120	1120	700	300

OTHER OPTIONS



Electro-static Powder Coating With Any RAL Color



Aluminium or Plastic Blades



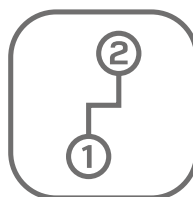
Custom Production For Any Flowrate and Pressure



System Automation



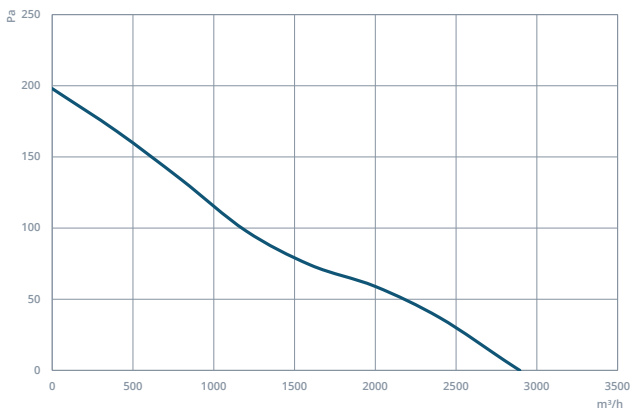
5, 8, 12 and 16 Blades Options



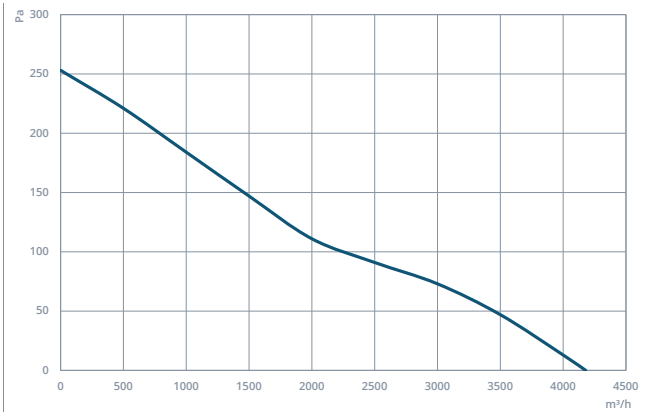
Two Speed Motor Option

PERFORMANCE CURVES

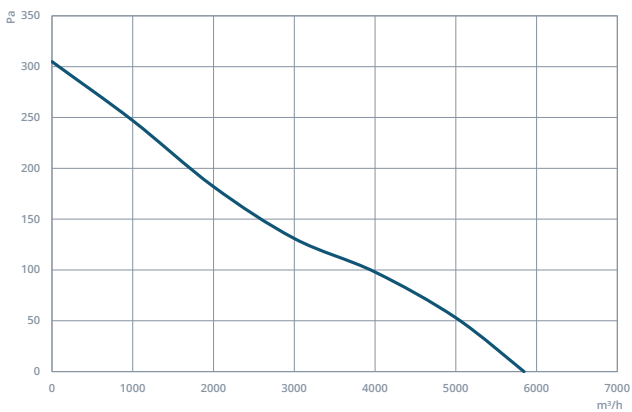
VE-AXIP 400-5-25



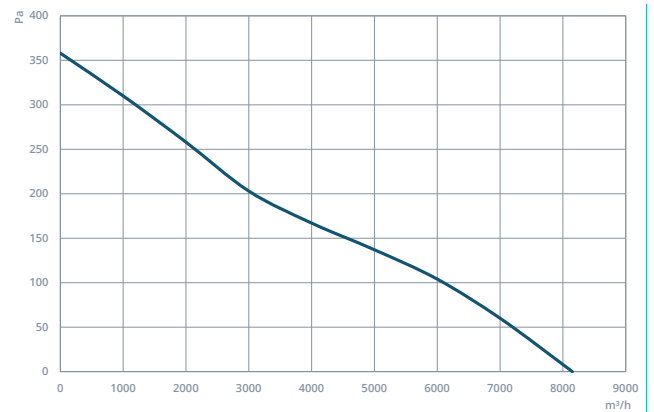
VE-AXIP 450-5-25



VE-AXIP 500-5-25

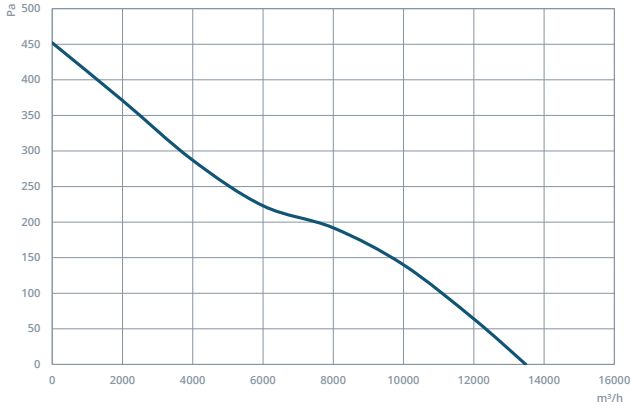


VE-AXIP 560-5-25

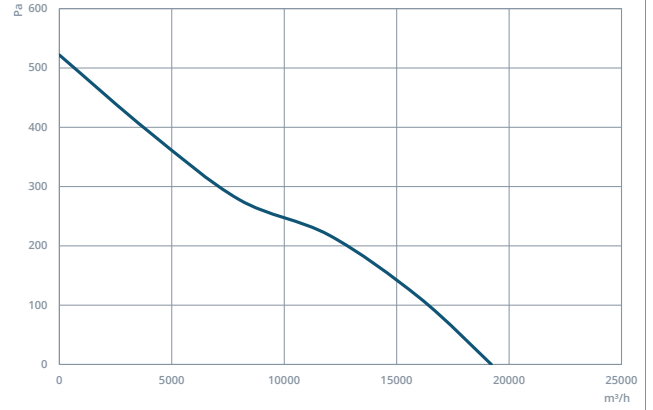


PERFORMANCE CURVES

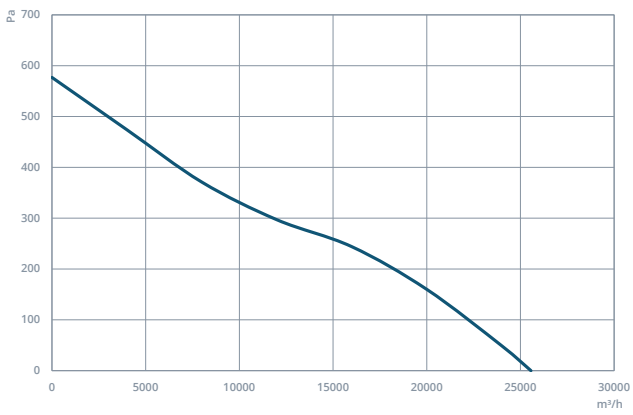
VE-AXIP 630-5-30



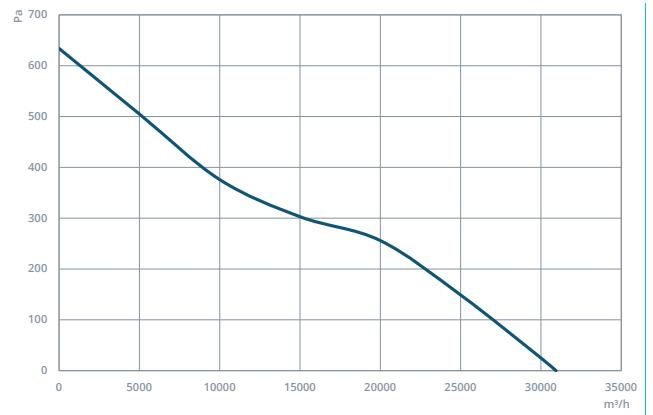
VE-AXIP 710-5-30



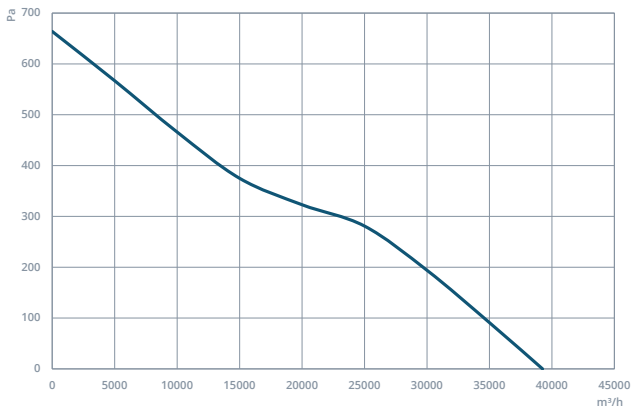
VE-AXIP 800-5-30



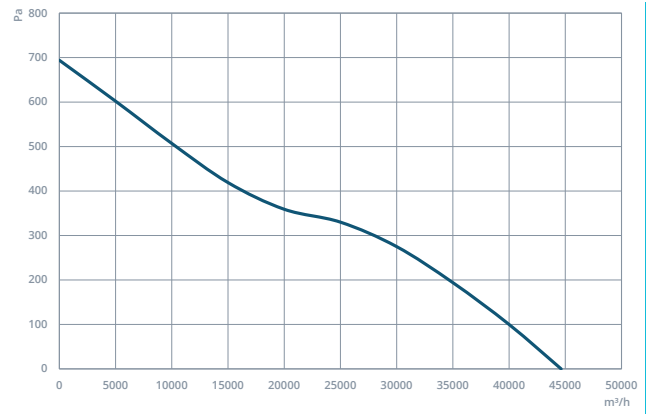
VE-AXIP 800-5-35



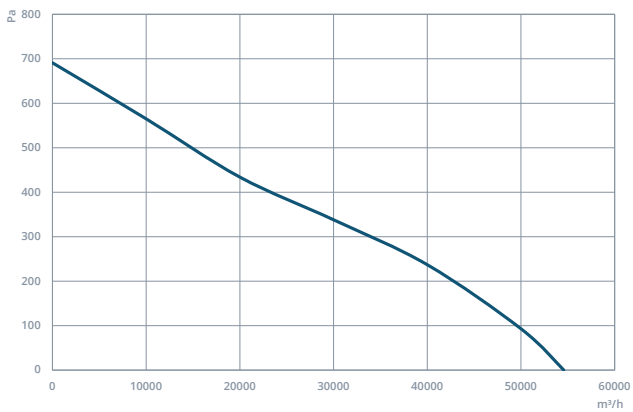
VE-AXIP 900-5-35



VE-AXIP 900-5-40



VE-AXIP 1000-5-40





ROOF STORAGE FACTORY

VENTILATION

VE-CAXI - Roof Mounted Horizontal Discharge Fan

CAXI fans can be used to pressurize and exhaust staircases and elevator shafts. With its hood to protect the motor from rain and snow and powder coating for weather conditions, it can work for a long time.



MOTOR INSULATION CLASS	F CLASS
MOTOR PROTECTION CLASS	IP 55
MOTOR EFFICIENCY CLASS	IE3
MOTOR ENCLOSURE TYPE	TEFC
MOTOR BRAND	-
BODY MATERIAL	GALVANIZED SHEET METAL
BODY COATING	ELECTRO-STATIC POWDER COATING
IMPELLER MATERIAL	ALUMINIUM
DUTY CYCLE	IEC Duty Cycle-S1
WORKING TEMPERATURE	-20 - +50 °C
STANDARDS	IEC-60335-2-80, ISO 1940-1



MODEL	VOLTAGE (V)	FREQUENCY (Hz)	POWER (kW)	REVOLUTION (rpm)	FLOW RATE (m³/h)	NOISE LEVEL (dB(A))
VE-CAXI 400-5-25	380	50	0,37	1.450	1.200	66
VE-CAXI 450-5-25	380	50	0,55	1.456	2.200	69
VE-CAXI 500-5-25	380	50	0,55	1.453	3.950	72
VE-CAXI 560-5-25	380	50	0,75	1.466	6.100	75
VE-CAXI 630-5-30	380	50	1,10	1.465	11.000	80
VE-CAXI 710-5-30	380	50	1,50	1.472	17.000	83
VE-CAXI 800-5-30	380	50	2,20	1.459	22.250	85
VE-CAXI 800-5-35	380	50	3,00	1.463	26.940	89
VE-CAXI 900-5-35	380	50	4,00	1.471	34.150	90
VE-CAXI 900-5-40	380	50	5,50	1.472	40.000	93
VE-CAXI 1000-5-40	380	50	7,50	1.478	49.570	94
VE-CAXI 900-8-40	380	50	11,00	1.454	43.200	94
VE-CAXI 1000-8-40	380	50	15,00	1.456	58.850	97
VE-CAXI 1000-8-45	380	50	18,50	1.458	66.070	99
VE-CAXI 1120-8-40	380	50	22,00	1.471	84.620	100
VE-CAXI 1120-8-45	380	50	30,00	1.474	92.270	102

Values are for 0 Pa.

OPTIONS



DAMPER

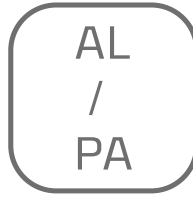


PANEL

OTHER OPTIONS



Electro-static Powder Coating With Any RAL Color



Aluminium or Plastic Blades



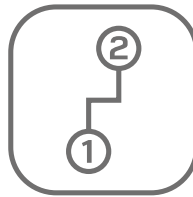
Custom Production For Any Flowrate and Pressure



System Automation

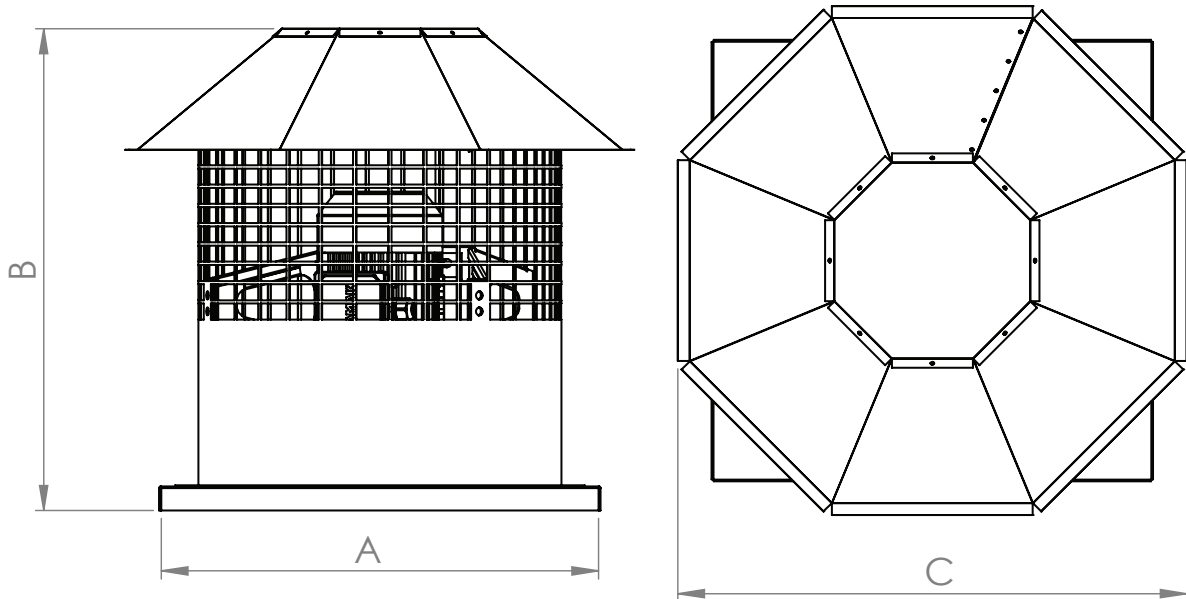


5, 8, 12 and 16 Blades Options



Two Speed Motor Option

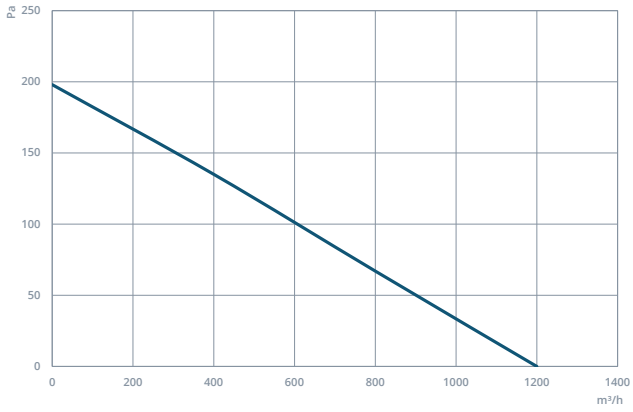
DRAWING



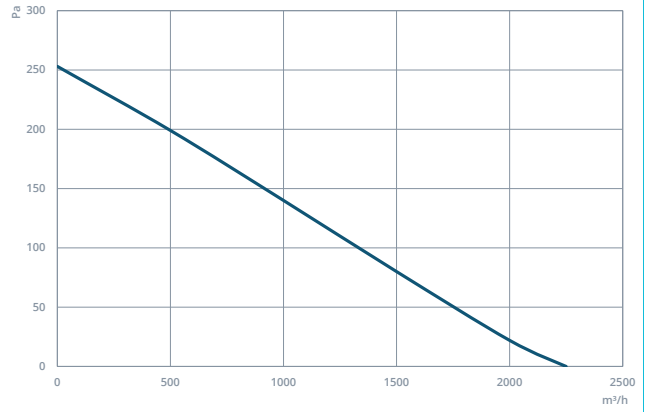
MODEL	A (mm)	B (mm)	C (mm)
VE-CAXI 400	500	800	640
VE-CAXI 450	550	800	640
VE-CAXI 500	600	800	700
VE-CAXI 560	650	800	760
VE-CAXI 630	750	850	850
VE-CAXI 710	850	850	950
VE-CAXI 800	950	850	1070
VE-CAXI 900	1050	1200	1140
VE-CAXI 1000	1150	1200	1240
VE-CAXI 1120	1250	1550	1390

PERFORMANCE CURVES

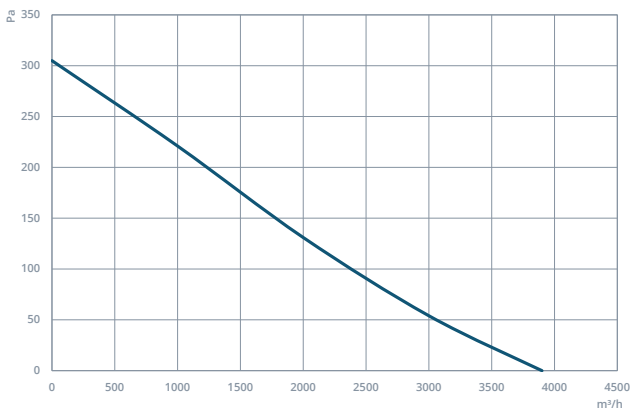
VE-CAXI 400-5-25



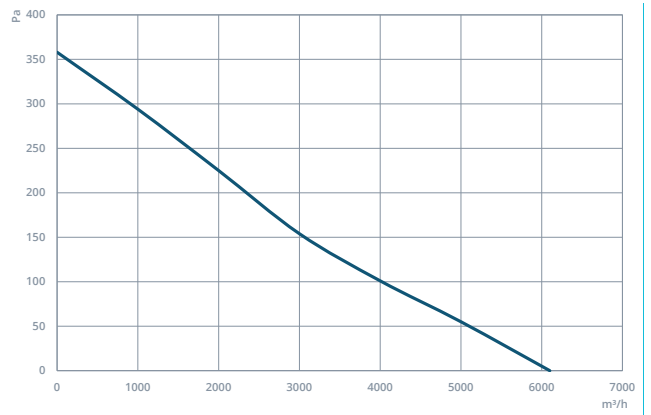
VE-CAXI 450-5-25



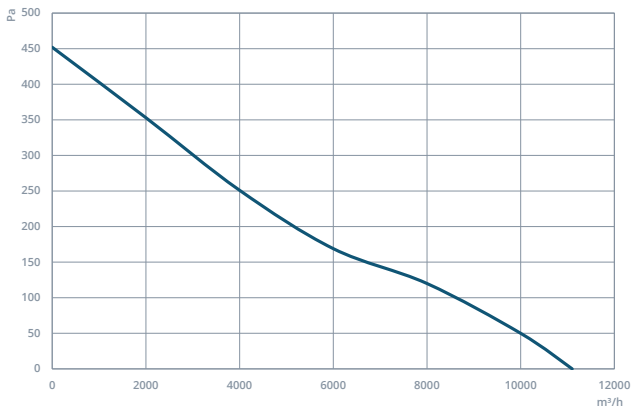
VE-CAXI 500-5-25



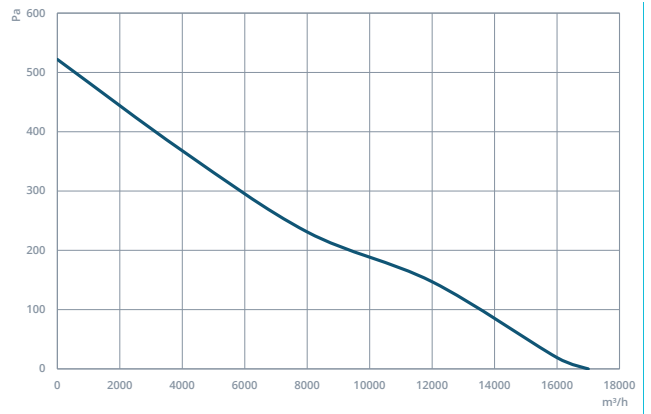
VE-CAXI 560-5-25



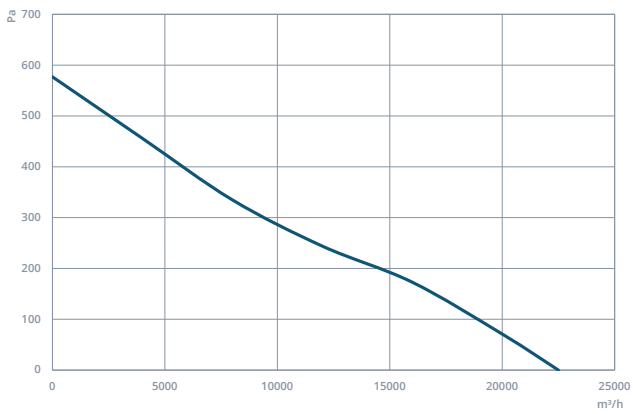
VE-CAXI 630-5-30



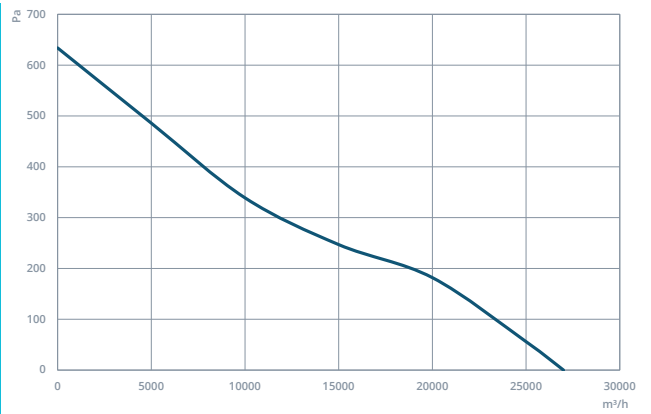
VE-CAXI 710-5-30



VE-CAXI 800-5-30

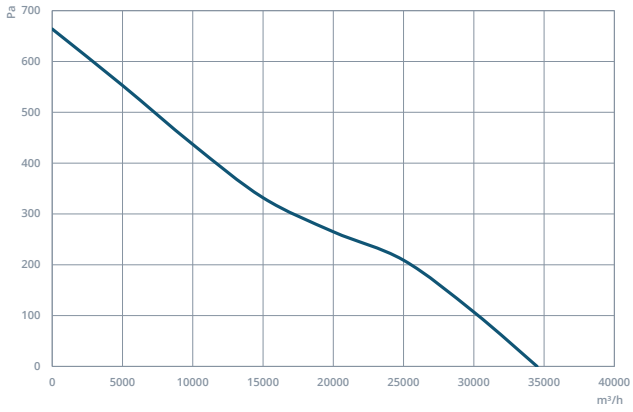


VE-CAXI 800-5-35

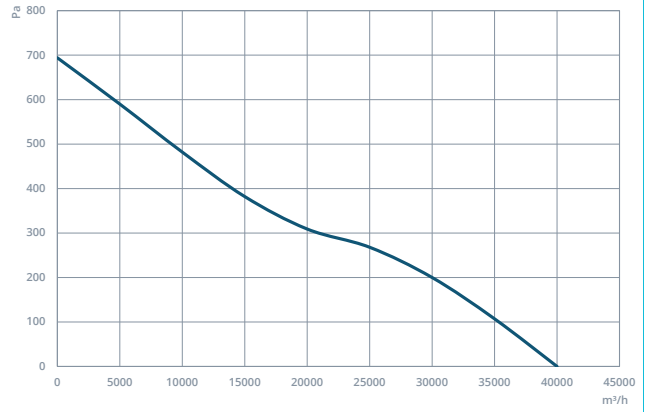


PERFORMANCE CURVES

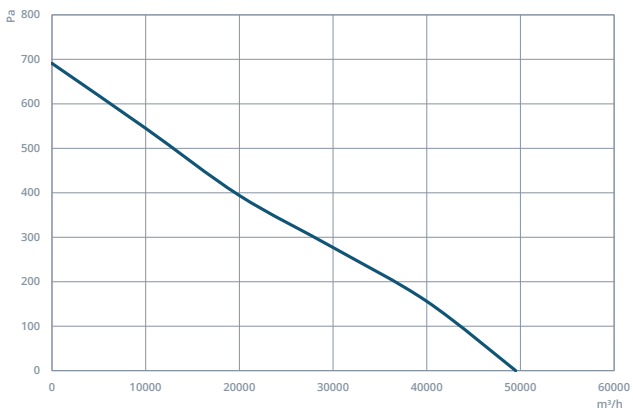
VE-CAXI 900-5-35



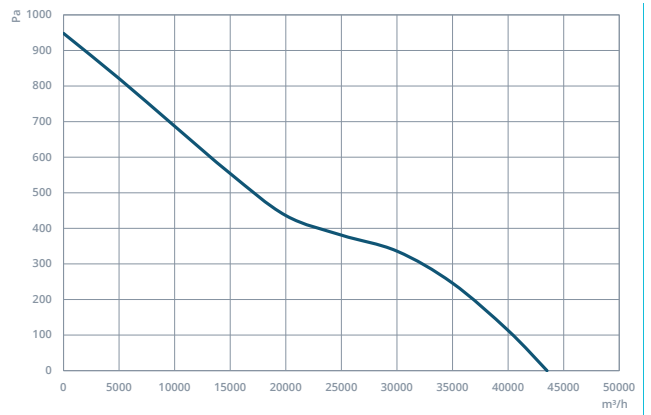
VE-CAXI 900-5-40



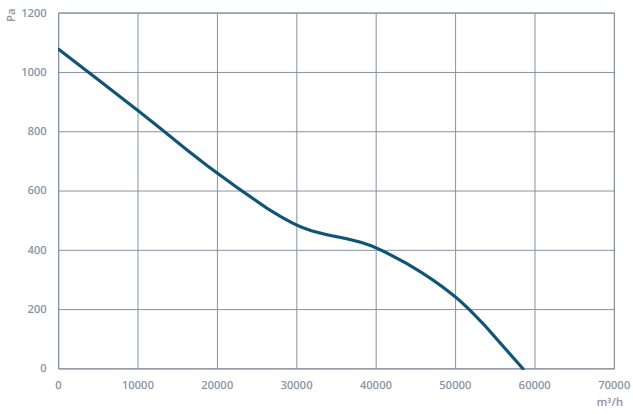
VE-CAXI 1000-5-40



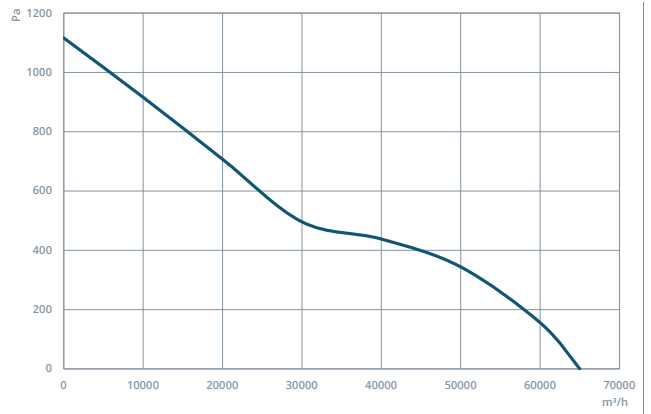
VE-CAXI 900-8-40



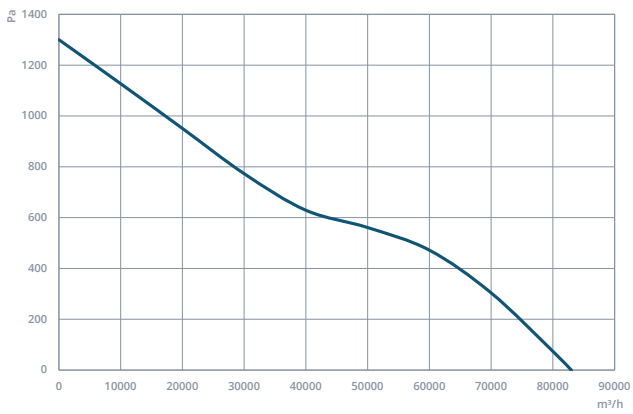
VE-CAXI 1000-8-40



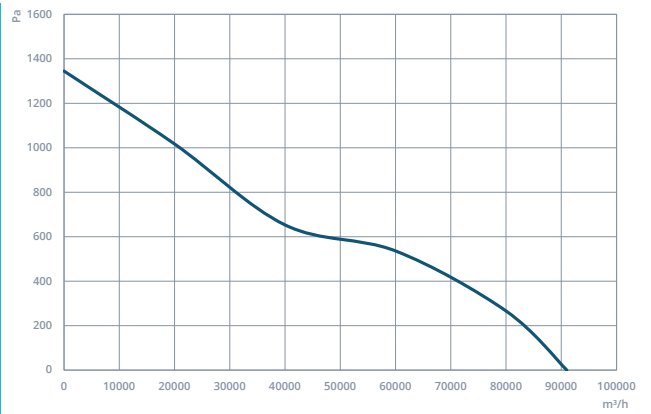
VE-CAXI 1000-8-45



VE-CAXI 1120-8-40



VE-CAXI 1120-8-45



VE-CTAXI - Roof Mounted Smoke Exhaust Fan - F300

Roof Mounted Smoke Exhaust Fans can keep working for two hours at 300 °C and in combination with Jet Fans can be used to extract smoke from parking lots in case of fire.



MOTOR INSULATION CLASS	H CLASS
MOTOR PROTECTION CLASS	IP 54-IP 55
MOTOR EFFICIENCY CLASS	IE1-IE2
MOTOR ENCLOSURE TYPE	TEAO
MOTOR BRAND	-
BODY MATERIAL	GALVANIZED SHEET METAL
BODY COATING	ELECTRO-STATIC POWDER COATING
IMPELLER MATERIAL	ALUMINIUM
DUTY CYCLE	IEC Duty Cycle-S1
WORKING TEMPERATURE	-20 - +50 °C
STANDARDS	IEC-60335-2-80, ISO 1940-1

MODEL	VOLTAGE (V)	FREQUENCY (Hz)	POWER (kW)	REVOLUTION (rpm)	FLOW RATE (m³/h)	NOISE LEVEL (dB(A))
VE-CTAXI 450-5-25	380	50	0,55	1.456	2.200	69
VE-CTAXI 500-5-25	380	50	0,55	1.453	3.950	72
VE-CTAXI 560-5-25	380	50	0,75	1.466	6.100	75
VE-CTAXI 630-5-30	380	50	1,10	1.465	11.000	80
VE-CTAXI 710-5-30	380	50	1,50	1.472	17.000	83
VE-CTAXI 800-5-30	380	50	2,20	1.459	22.250	85
VE-CTAXI 800-5-35	380	50	3,00	1.463	26.940	89
VE-CTAXI 900-5-35	380	50	4,00	1.471	34.150	90
VE-CTAXI 900-5-40	380	50	5,50	1.472	40.000	93
VE-CTAXI 1000-5-40	380	50	7,50	1.478	49.570	94
VE-CTAXI 900-8-40	380	50	11,00	1.454	43.200	94
VE-CTAXI 1000-8-40	380	50	15,00	1.456	58.850	97
VE-CTAXI 1000-8-45	380	50	18,50	1.458	66.070	99
VE-CTAXI 1120-8-40	380	50	22,00	1.471	84.620	100
VE-CTAXI 1120-8-45	380	50	30,00	1.474	92.270	102

Values are for 0 Pa.

OPTIONS

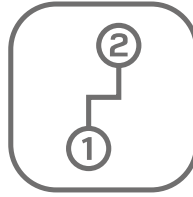


DAMPER

OTHER OPTIONS



Custom Production For Any Flowrate and Pressure



Two Speed Motor Option

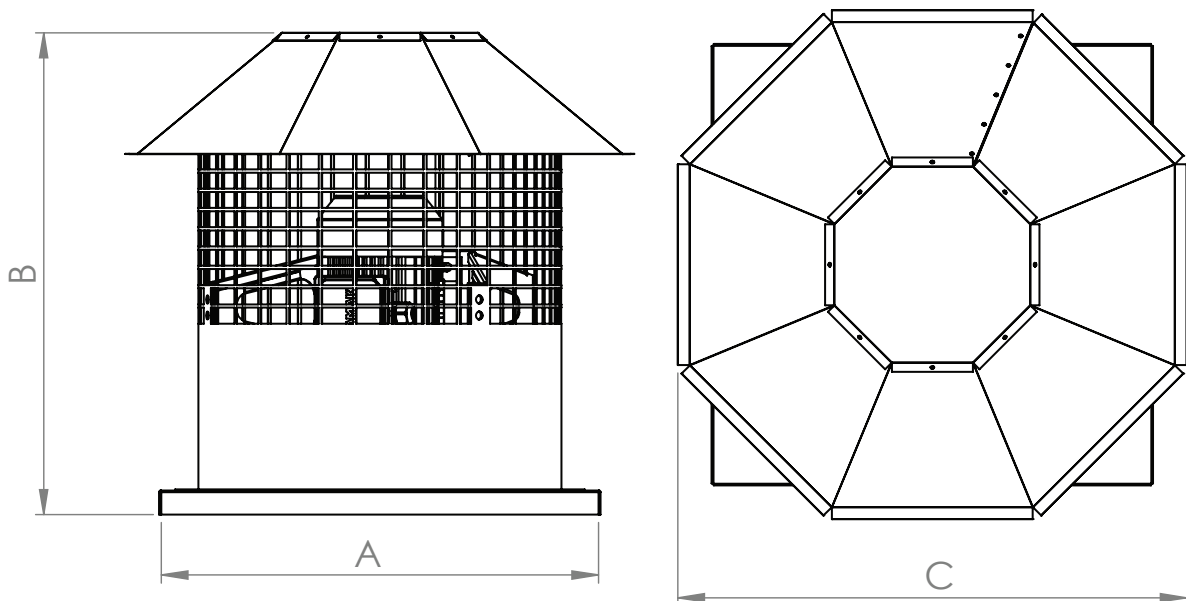


5, 8, 12 and 16 Blades Options



System Automation

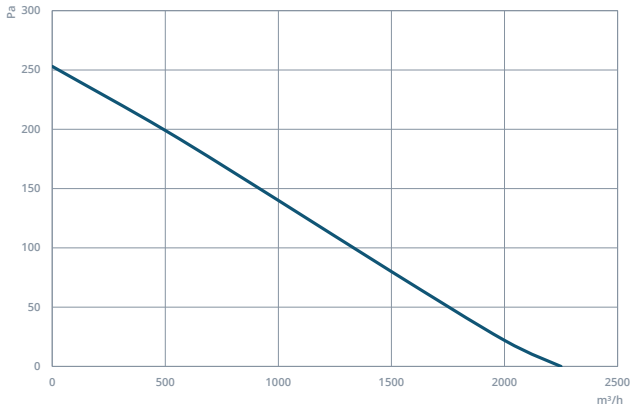
DRAWING



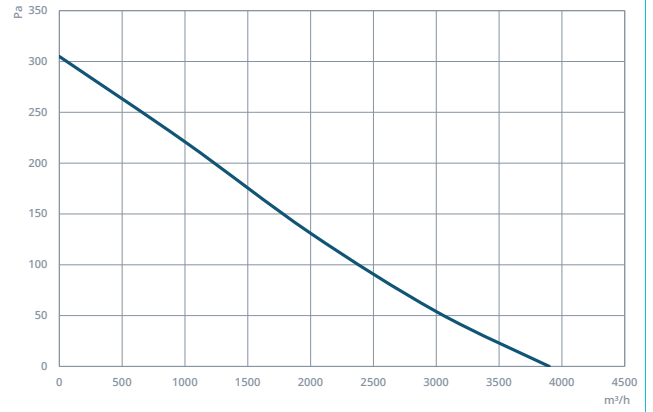
MODEL	A (mm)	B (mm)	C (mm)
VE-CTAXI 450	550	800	640
VE-CTAXI 500	600	800	700
VE-CTAXI 560	650	800	760
VE-CTAXI 630	750	850	850
VE-CTAXI 710	850	850	950
VE-CTAXI 800	950	850	1070
VE-CTAXI 900	1050	1200	1140
VE-CTAXI 1000	1150	1200	1240
VE-CTAXI 1120	1250	1550	1390

PERFORMANCE CURVES

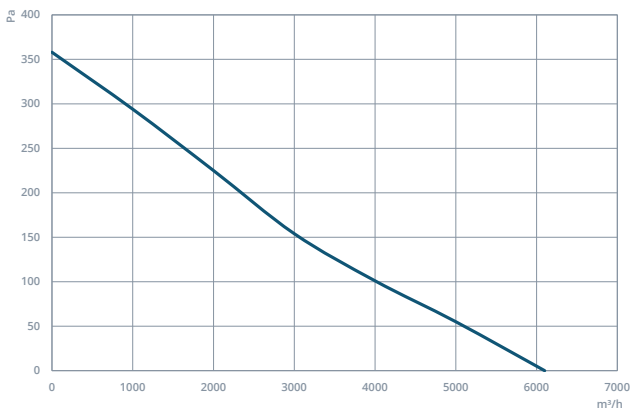
VE-CTAXI 450-5-25



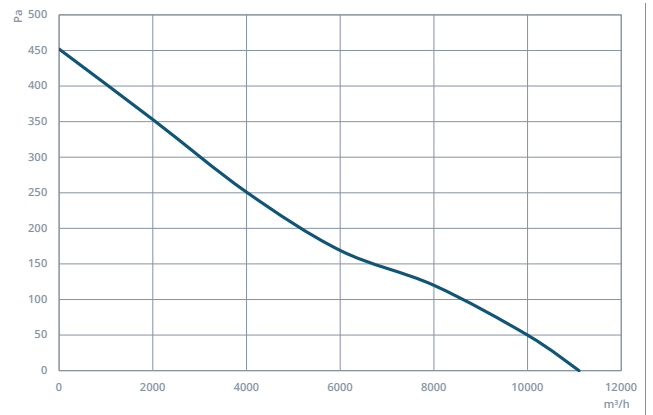
VE-CTAXI 500-5-25



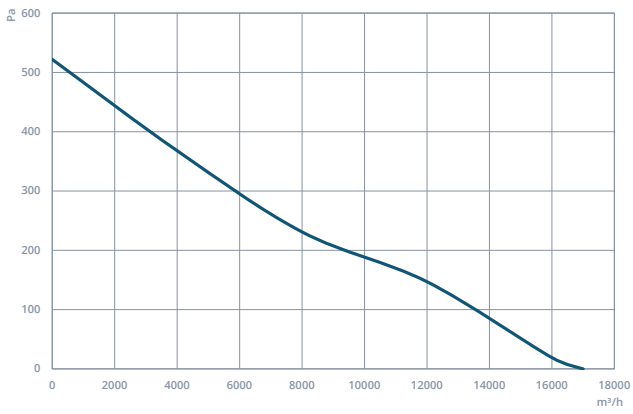
VE-CTAXI 560-5-25



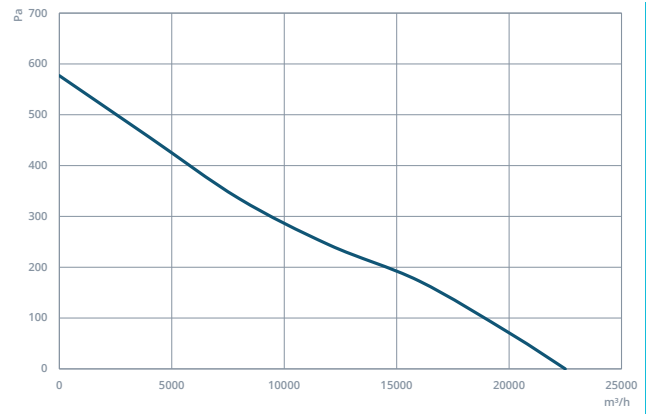
VE-CTAXI 630-5-30



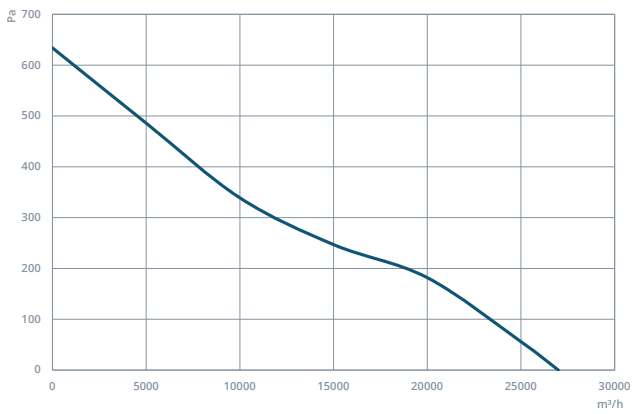
VE-CTAXI 710-5-30



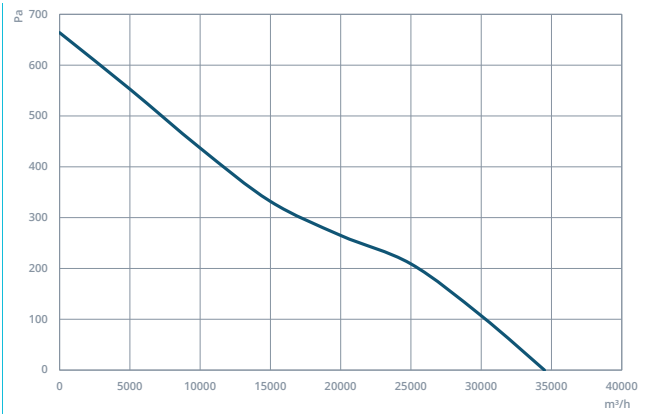
VE-CTAXI 800-5-30



VE-CTAXI 800-5-35

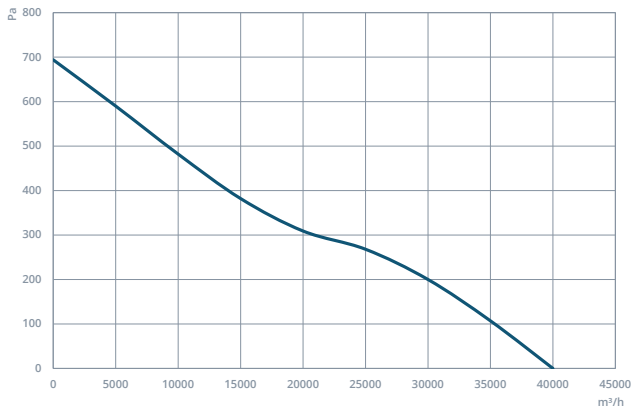


VE-CTAXI 900-5-35

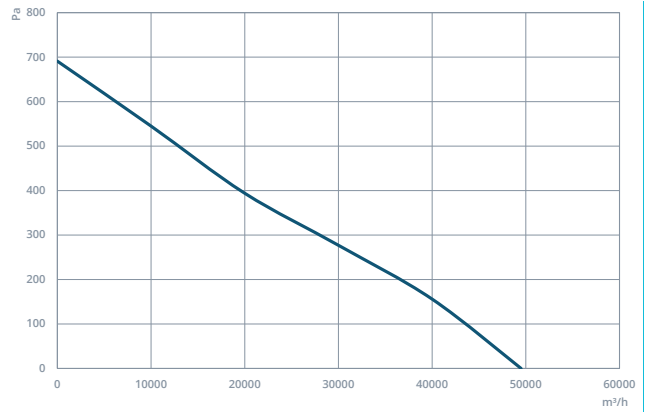


PERFORMANCE CURVES

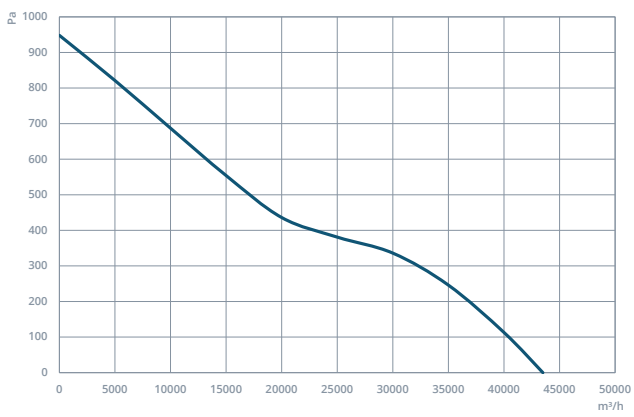
VE-CTAXI 900-5-40



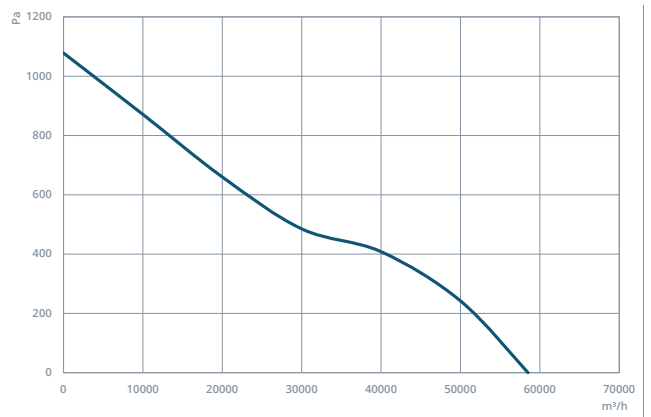
VE-CTAXI 1000-5-40



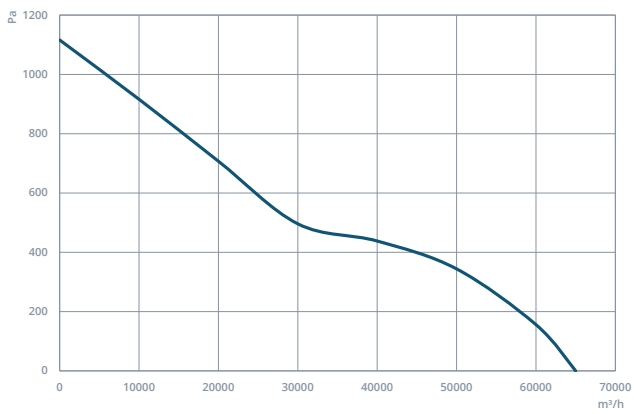
VE-CTAXI 900-8-40



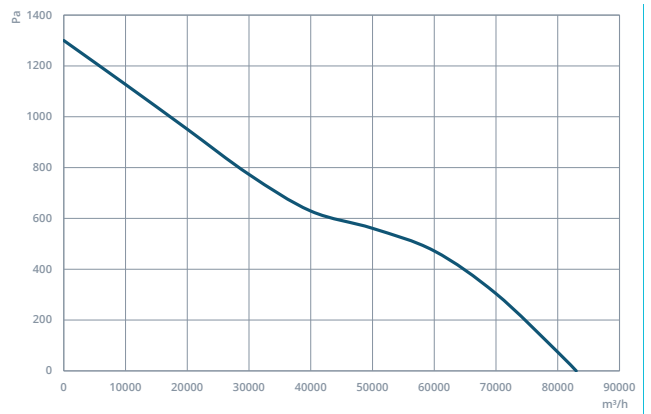
VE-CTAXI 1000-8-40



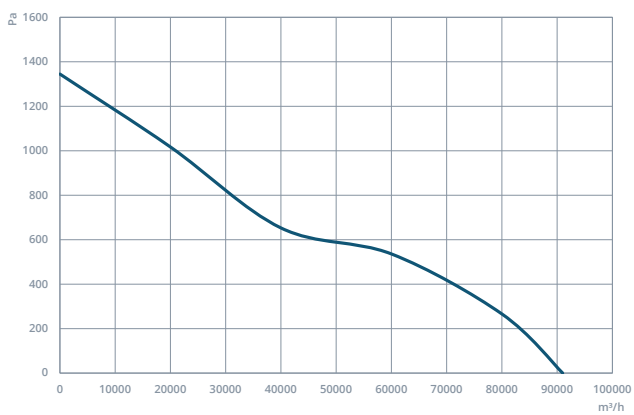
VE-CTAXI 1000-8-45



VE-CTAXI 1120-8-40



VE-CTAXI 1120-8-45



VE-CTAXI - Roof Mounted Smoke Exhaust Fan - F400

Roof Mounted Smoke Exhaust Fans can keep working for two hours at 400 °C and in combination with Jet Fans can be used to extract smoke from parking lots in case of fire.



MOTOR INSULATION CLASS	H CLASS
MOTOR PROTECTION CLASS	IP 54-IP 55
MOTOR EFFICIENCY CLASS	IE1-IE2
MOTOR ENCLOSURE TYPE	TEAO
MOTOR BRAND	-
BODY MATERIAL	GALVANIZED SHEET METAL
BODY COATING	ELECTRO-STATIC POWDER COATING
IMPELLER MATERIAL	ALUMINIUM
DUTY CYCLE	IEC Duty Cycle-S1
WORKING TEMPERATURE	-20 - +50 °C
STANDARDS	IEC-60335-2-80, ISO 1940-1

MODEL	VOLTAGE (V)	FREQUENCY (Hz)	POWER (kW)	REVOLUTION (rpm)	FLOW RATE (m³/h)	NOISE LEVEL (dB(A))
VE-CTAXI 450-5-25	380	50	0,55	1.456	2.200	69
VE-CTAXI 500-5-25	380	50	0,55	1.453	3.950	72
VE-CTAXI 560-5-25	380	50	0,75	1.466	6.100	75
VE-CTAXI 630-5-30	380	50	1,10	1.465	11.000	80
VE-CTAXI 710-5-30	380	50	1,50	1.472	17.000	83
VE-CTAXI 800-5-30	380	50	2,20	1.459	22.250	85
VE-CTAXI 800-5-35	380	50	3,00	1.463	26.940	89
VE-CTAXI 900-5-35	380	50	4,00	1.471	34.150	90
VE-CTAXI 900-5-40	380	50	5,50	1.472	40.000	93
VE-CTAXI 1000-5-40	380	50	7,50	1.478	49.570	94
VE-CTAXI 900-8-40	380	50	11,00	1.454	43.200	94
VE-CTAXI 1000-8-40	380	50	15,00	1.456	58.850	97
VE-CTAXI 1000-8-45	380	50	18,50	1.458	66.070	99
VE-CTAXI 1120-8-40	380	50	22,00	1.471	84.620	100
VE-CTAXI 1120-8-45	380	50	30,00	1.474	92.270	102

Values are for 0 Pa.

OPTIONS

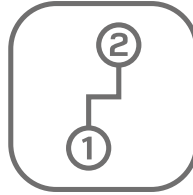


DAMPER

OTHER OPTIONS



Custom Production For Any Flowrate and Pressure



Two Speed Motor Option

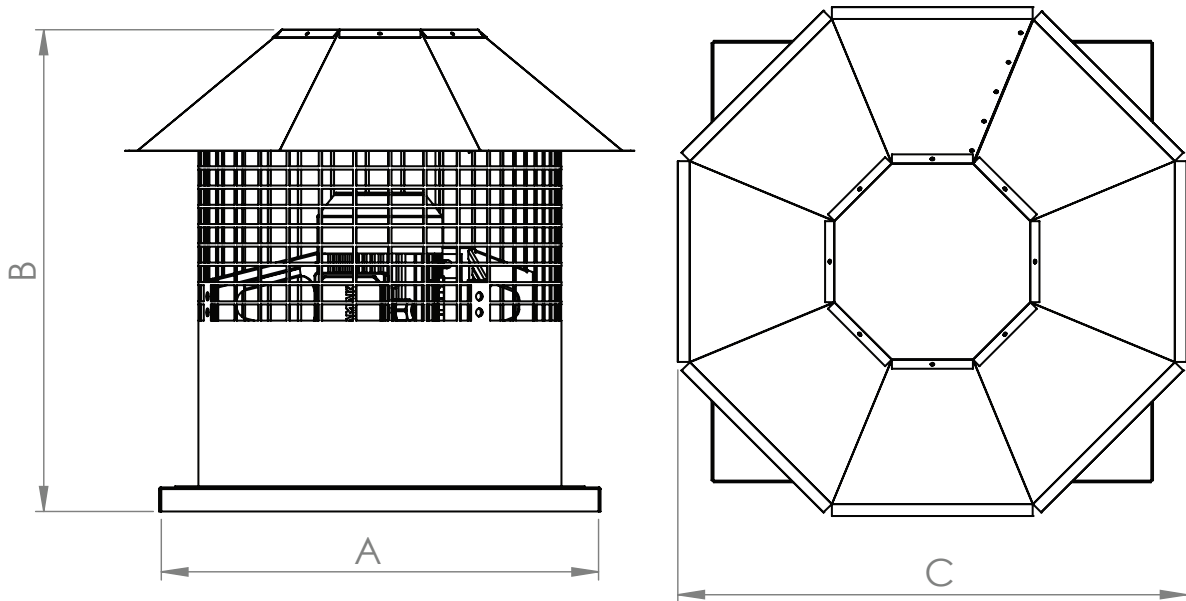


5, 8, 12 and 16 Blades Options



System Automation

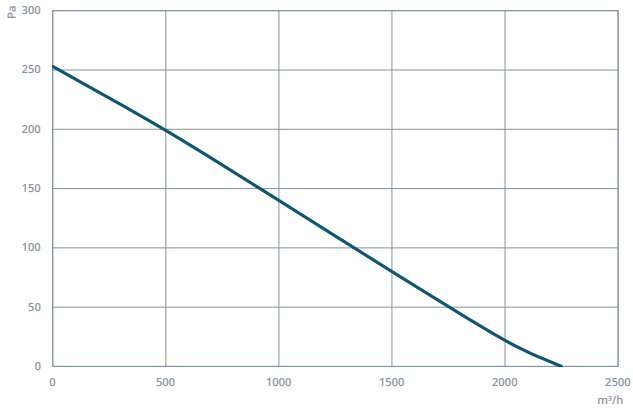
DRAWING



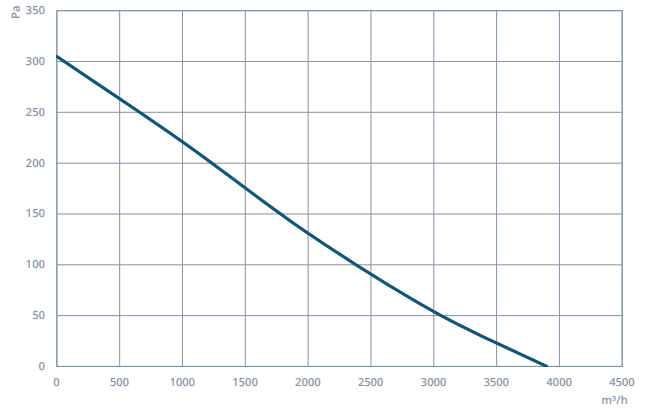
MODEL	A (mm)	B (mm)	C (mm)
VE-CTAXI 450	550	800	640
VE-CTAXI 500	600	800	700
VE-CTAXI 560	650	800	760
VE-CTAXI 630	750	850	850
VE-CTAXI 710	850	850	950
VE-CTAXI 800	950	850	1070
VE-CTAXI 900	1050	1200	1140
VE-CTAXI 1000	1150	1200	1240
VE-CTAXI 1120	1250	1550	1390

PERFORMANCE CURVES

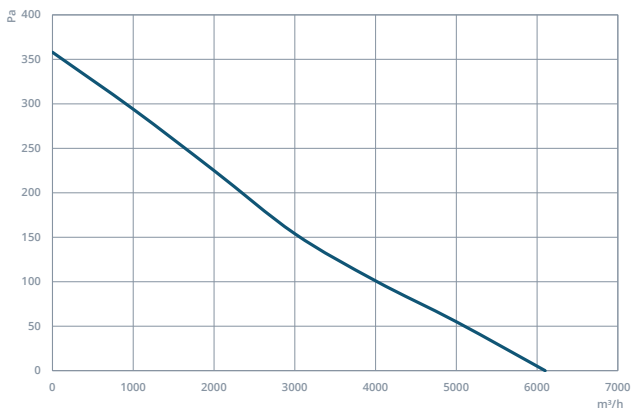
VE-CTAXI 450-5-25



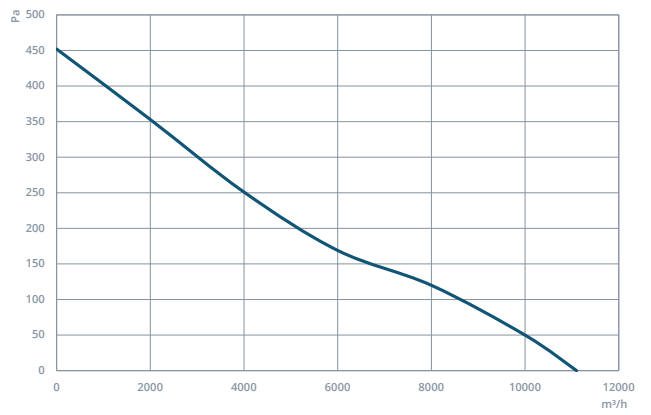
VE-CTAXI 500-5-25



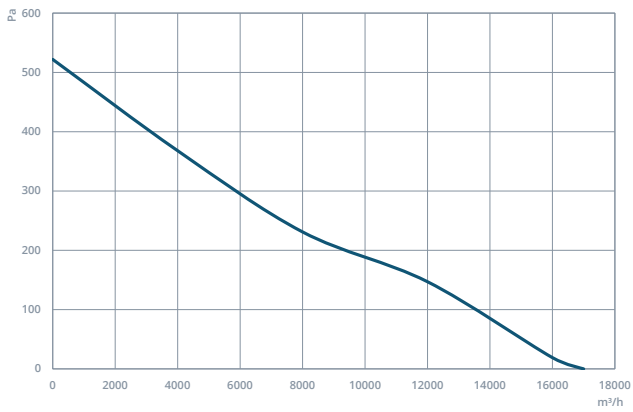
VE-CTAXI 560-5-25



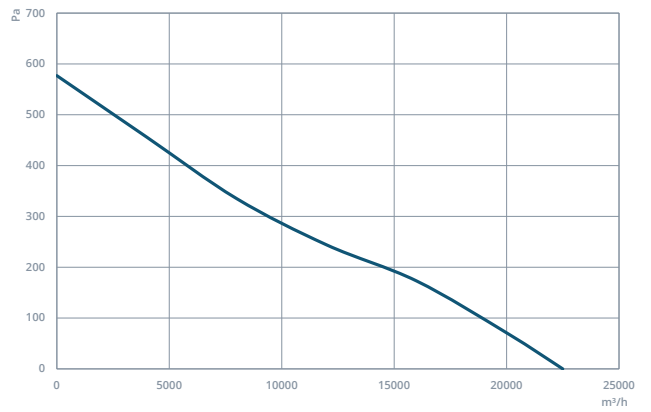
VE-CTAXI 630-5-30



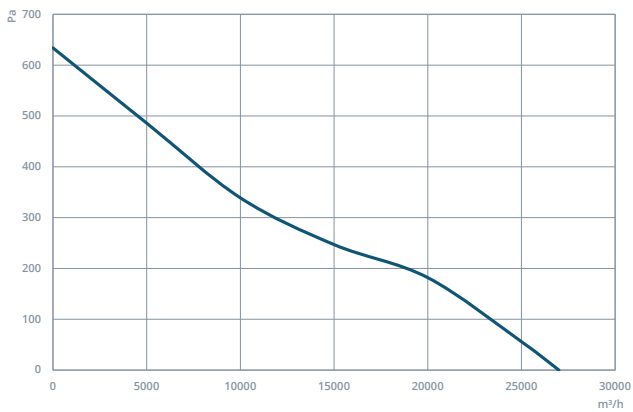
VE-CTAXI 710-5-30



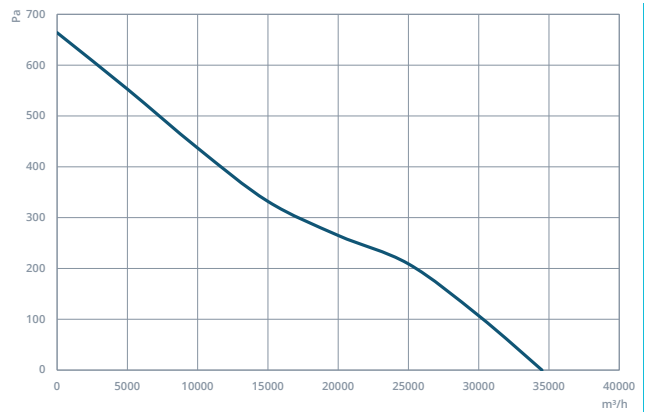
VE-CTAXI 800-5-30



VE-CTAXI 800-5-35

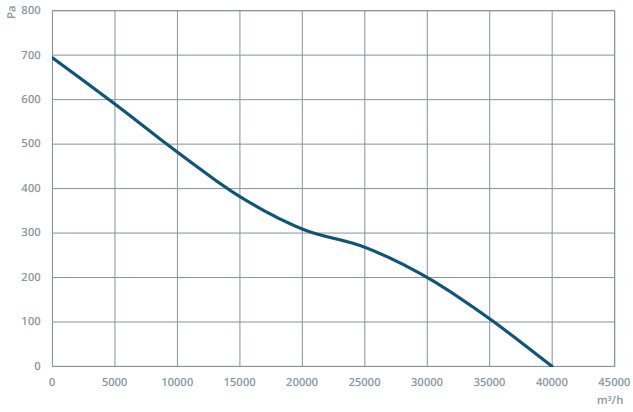


VE-CTAXI 900-5-35

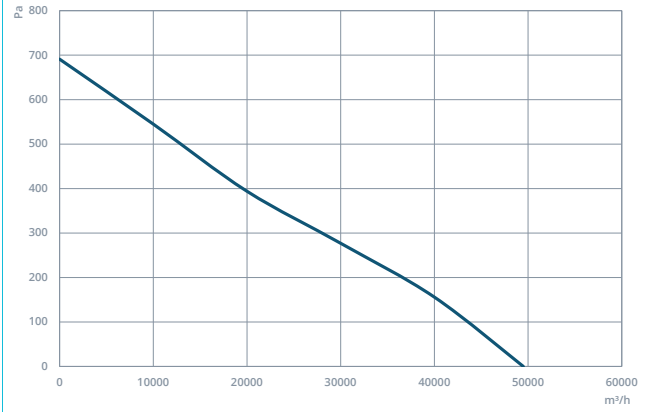


PERFORMANCE CURVES

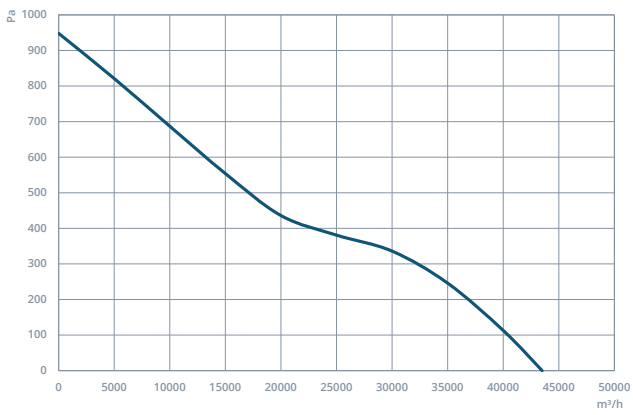
VE-CTAXI 900-5-40



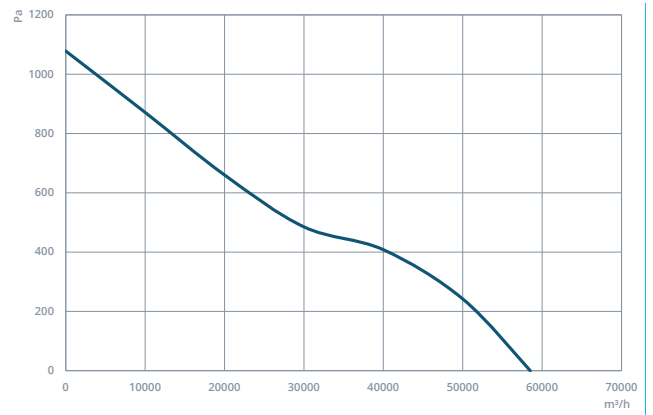
VE-CTAXI 1000-5-40



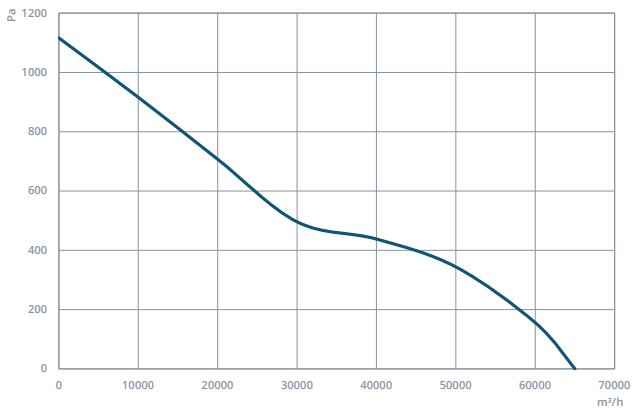
VE-CTAXI 900-8-40



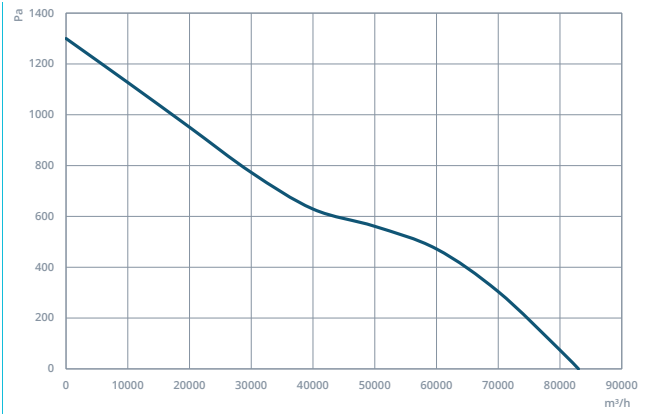
VE-CTAXI 1000-8-40



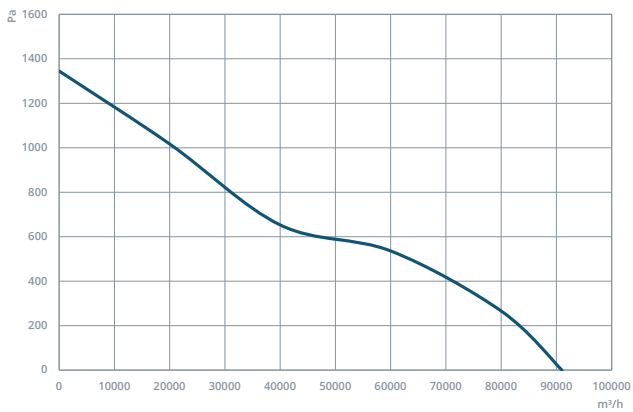
VE-CTAXI 1000-8-45



VE-CTAXI 1120-8-40

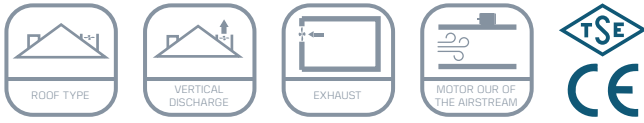


VE-CTAXI 1120-8-45



VE-CAXIDIK - Roof Mounted Vertical Discharge Axial Fan

CAXIDIK fans push the air vertically unlike traditional roof fans which push horizontally. The air can be pushed up to 10 meters which allows fans to be placed in close quarters with other things and doesn't disturb people who may be on the same level of fan.



MOTOR INSULATION CLASS	F CLASS
MOTOR PROTECTION CLASS	IP 55
MOTOR EFFICIENCY CLASS	IE3
MOTOR ENCLOSURE TYPE	TEFC
MOTOR BRAND	-
BODY MATERIAL	GALVANIZED SHEET METAL
BODY COATING	ELECTRO-STATIC POWDER COATING
IMPELLER MATERIAL	ALUMINIUM
DUTY CYCLE	IEC Duty Cycle-S1
WORKING TEMPERATURE	-20 - +50 °C
STANDARDS	IEC-60335-2-80, ISO 1940-1



MODEL	VOLTAGE (V)	FREQUENCY (Hz)	POWER (kW)	REVOLUTION (rpm)	FLOW RATE (m³/h)	NOISE LEVEL (dB(A))
VE-CAXIDIK 400-5-25	380	50	0,37	1450	600	66
VE-CAXIDIK 450-5-25	380	50	0,55	1456	1450	69
VE-CAXIDIK 500-5-25	380	50	0,55	1453	2.275	72
VE-CAXIDIK 560-5-25	380	50	0,75	1466	4.500	75
VE-CAXIDIK 630-5-30	380	50	1,10	1465	9.665	80
VE-CAXIDIK 710-5-30	380	50	1,50	1472	14.500	83
VE-CAXIDIK 800-5-30	380	50	2,20	1459	21.000	85
VE-CAXIDIK 800-5-35	380	50	3,00	1463	25.000	89

Values are for 0 Pa.

OPTIONS

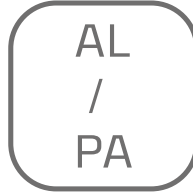


DAMPER

OTHER OPTIONS



Electro-static Powder Coating With Any RAL Color



Aluminium or Plastic Blades



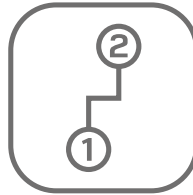
Custom Production For Any Flowrate and Pressure



Sıcaklık Dayanımlı Motor

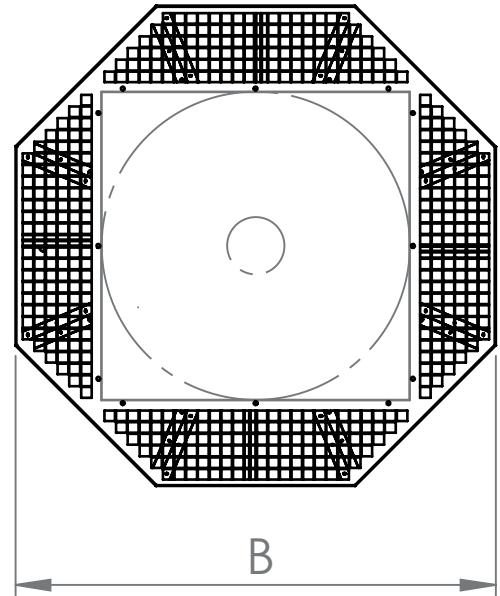
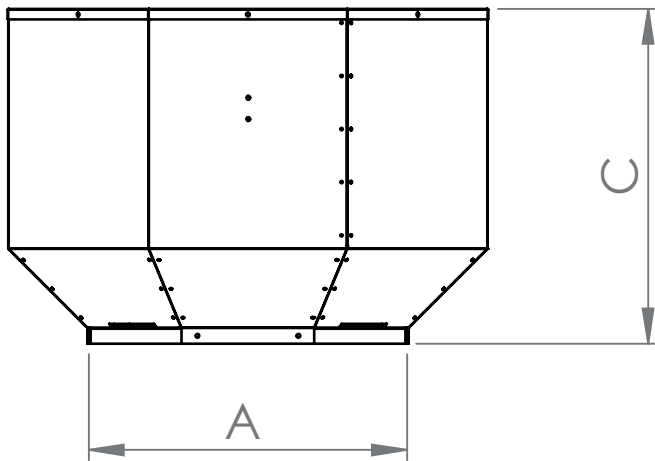


5, 8, 12 and 16 Blades Options



Two Speed Motor Option

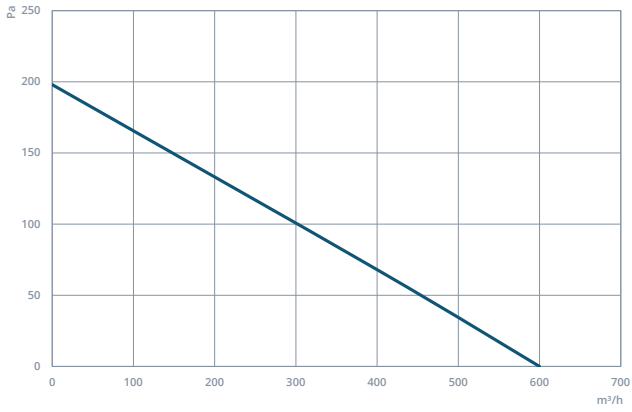
DRAWING



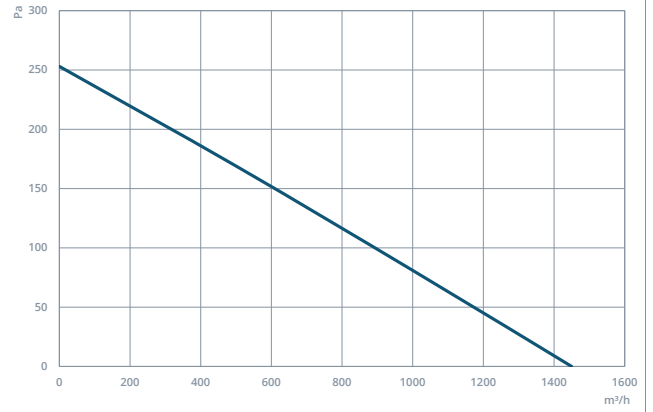
MODEL	A (mm)	B (mm)	C (mm)
VE-CAXIDIK 400	500	800	600
VE-CAXIDIK 450	550	850	600
VE-CAXIDIK 500	600	900	630
VE-CAXIDIK 560	660	960	630
VE-CAXIDIK 630	730	1030	700
VE-CAXIDIK 710	810	1110	700
VE-CAXIDIK 800	900	1200	750

PERFORMANCE CURVES

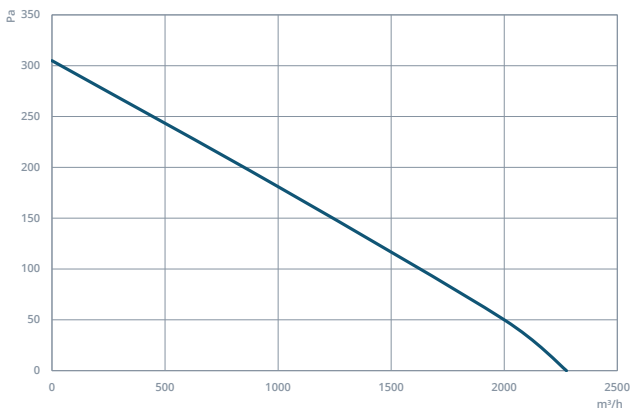
VE-CAXIDIK 400-5-25



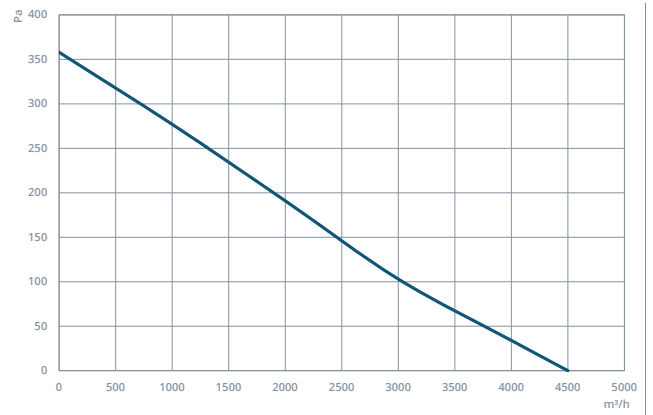
VE-CAXIDIK 450-5-25



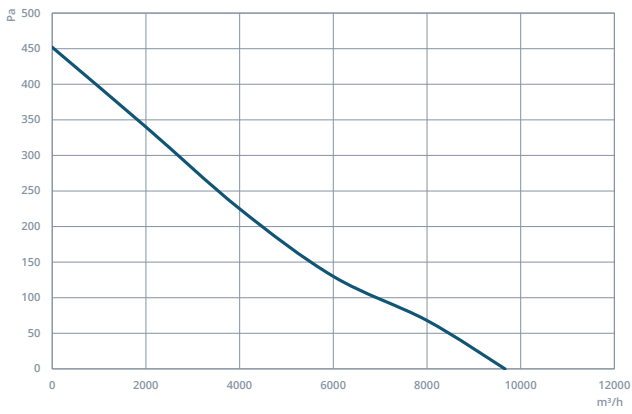
VE-CAXIDIK 500-5-25



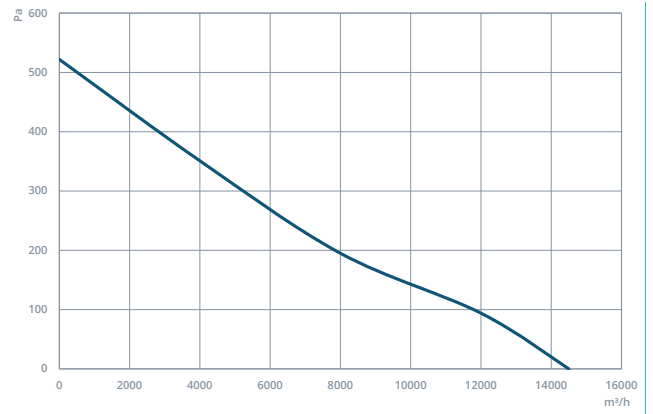
VE-CAXIDIK 560-5-25



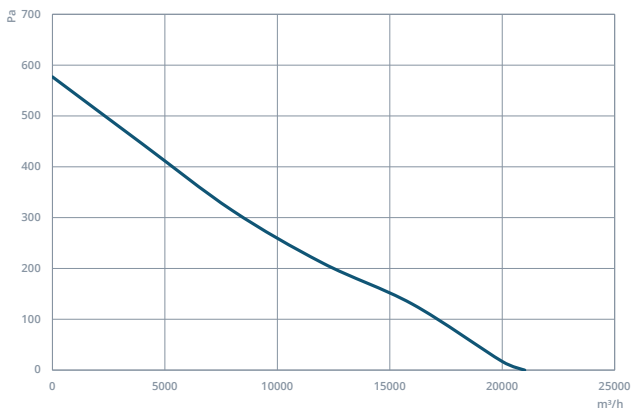
VE-CAXIDIK 630-5-30



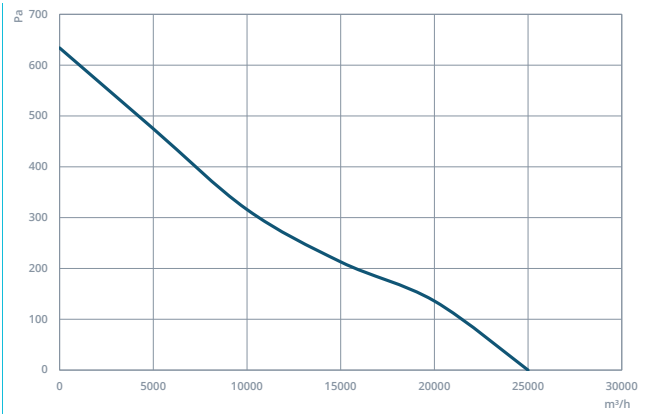
VE-CAXIDIK 710-5-30



VE-CAXIDIK 800-5-30



VE-CAXIDIK 800-5-35





COOLING
STORAGE
FRESH

VENTILATION

VE-SOF - Evaporator And Cooler Fan

SOF fans can be used to push or pull air for commercial and industrial refrigerators, cold kitchen storage and cold storage. They can be ordered to be blower suction type.

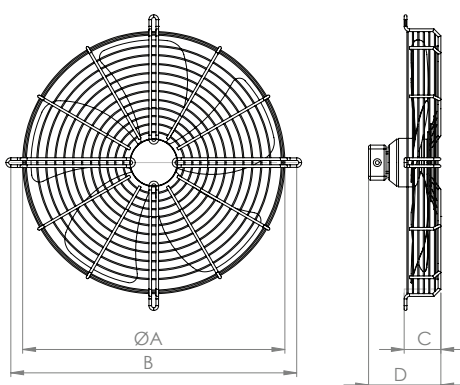


MOTOR INSULATION CLASS	F CLASS
MOTOR PROTECTION CLASS	IP 44
MOTOR EFFICIENCY CLASS	-
MOTOR ENCLOSURE TYPE	EXTERNAL ROTOR MOTOR
MOTOR BRAND	-
BODY MATERIAL	ÇELİK TEL
BODY COATING	ELEKTRO-STATIC POWDER COATING
IMPELLER MATERIAL	ALUMINIUM-GALVANIZED SHEET METAL
DUTY CYCLE	IEC Duty Cycle-S1
WORKING TEMPERATURE	-20 - +50 °C
STANDARDS	IEC-60335-2-80, ISO 1940-1


MODEL	VOLTAGE (V)	FREQUENCY (Hz)	POWER (W)	REVOLUTION (rpm)	FLOW RATE (m³/h)	NOISE LEVEL (dB(A))
VE-SOF 250	220	50	50	1.380	1.000	44
VE-SOF 300	220	50	90	1.370	1.700	50
VE-SOF 350	220	50	138	1.370	2.980	58
VE-SOF 400	220	50	180	1.350	3.900	58
VE-SOF 450	220	50	250	1.380	5.100	63
VE-SOF 500	220-380	50	470	1.370	6.900	65
VE-SOF 630	220-380	50	900	1.320	12.300	69

Values are for 0 Pa.

DRAWING



MODEL	A (mm)	B (mm)	C (mm)	D (mm)
VE-SOF 250	250	330	80	130
VE-SOF 300	300	380	80	130
VE-SOF 350	350	430	80	130
VE-SOF 400	400	480	100	150
VE-SOF 450	450	530	100	150
VE-SOF 500	525	656	90	170
VE-SOF 630	680	745	95	200




DUCT INSTALL USE

VENTILATION

VE-AXIS - Axial In-line Duct Fan

AXIS fans can be used when low volume ventilation needs. It is easy-to-install, has low noise level and power usage.



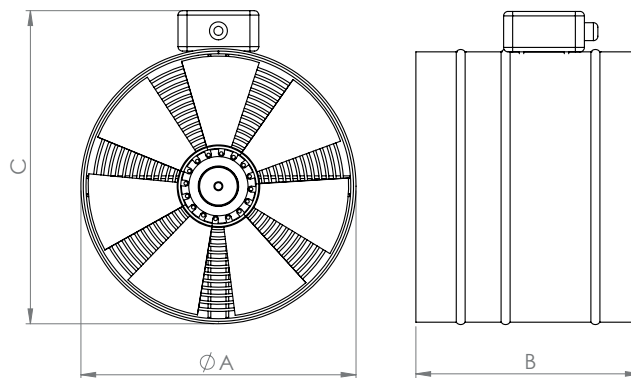
MOTOR INSULATION CLASS	F CLASS
MOTOR PROTECTION CLASS	IP 44
MOTOR EFFICIENCY CLASS	-
MOTOR ENCLOSURE TYPE	EXTERNAL ROTOR MOTOR
MOTOR BRAND	-
BODY MATERIAL	GALVANIZED SHEET METAL
BODY COATING	ELEKTRO-STATIC POWDER COATING
IMPELLER MATERIAL	GALVANIZED SHEET METAL
DUTY CYCLE	IEC Duty Cycle-S1
WORKING TEMPERATURE	-20 - +50 °C
STANDARDS	IEC-60335-2-80, ISO 1940-1



MODEL	VOLTAGE (V)	FREQUENCY (Hz)	POWER (W)	SPEED SWITCH MODEL	REVOLUTION (rpm)	FLOW RATE (m³/h)	NOISE LEVEL (dB(A))
VE-AXIS 200	230	50	70	KHA 2,5 A	2.650	680	50
VE-AXIS 250	230	50	100	KHA 2,5 A	2.700	1.500	52
VE-AXIS 300	230	50	163	KHA 2,5 A	2.550	2.025	54
VE-AXIS 350	230	50	240	KHA 2,5 A	2.250	3.110	58

Values are for 0 Pa.
SPEED SWITCH IS NOT INCLUDED IN THE PRICE.

DRAWING



MODEL	A (mm)	B (mm)	C (mm)
VE-AXIS 200	197	250	247
VE-AXIS 250	247	250	297
VE-AXIS 300	297	250	347
VE-AXIS 350	347	350	397

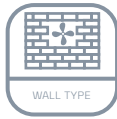
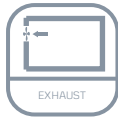
WINDOW WALL INSTALL

A photograph of an outdoor cafe patio. The scene is filled with lush greenery and white flowers. In the foreground, there are several tables with white tablecloths and wicker chairs with black mesh seats. Some chairs have grey blankets draped over them. The patio is covered by a striped canopy with warm string lights hanging from it. In the background, there is a glass-enclosed area, possibly a kitchen or a heated seating area, with more tables and chairs visible inside. The overall atmosphere is cozy and inviting.

VENTILATION

VE-DAXIS - Wall Mounted Axial Fan

DAXIS fans can be used when low volume required. It is easy to install to walls and windows. Low noise level and power usage makes it an ideal solution for commercial usage.

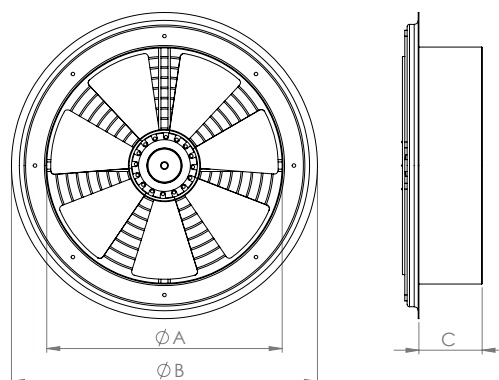


MOTOR INSULATION CLASS	F CLASS
MOTOR PROTECTION CLASS	IP 44
MOTOR EFFICIENCY CLASS	-
MOTOR ENCLOSURE TYPE	EXTERNAL ROTOR MOTOR
MOTOR BRAND	-
BODY MATERIAL	GALVANIZED SHEET METAL
BODY COATING	ELEKTRO-STATIC POWDER COATING
IMPELLER MATERIAL	GALVANIZED SHEET METAL
DUTY CYCLE	IEC Duty Cycle-S1
WORKING TEMPERATURE	-20 - +50 °C
STANDARDS	IEC-60335-2-80, ISO 1940-1

MODEL	VOLTAGE (V)	FREQUENCY (Hz)	POWER (W)	SPEED SWITCH MODEL	REVOLUTION (rpm)	FLOW RATE (m³/h)	NOISE LEVEL (dB(A))
VE-DAXIS 200	230	50	70	KHA 2,5 A	2.650	680	50
VE-DAXIS 250	230	50	100	KHA 2,5 A	2.700	1.500	52
VE-DAXIS 300	230	50	163	KHA 2,5 A	2.550	2.025	54
VE-DAXIS 350	230	50	240	KHA 2,5 A	2.250	3.110	58

Values are for 0 Pa.

DRAWING



MODEL	A (mm)	B (mm)	C (mm)
VE-DAXIS 200	197	290	70
VE-DAXIS 250	247	340	70
VE-DAXIS 300	297	390	80
VE-DAXIS 350	347	440	80

VE-REC - Centrifugal In-line Rectangular Duct Fan

REC fans can be mounted directly on to rectangular ducts with ease. With low power usage it can be used in medium volume needs. Inspection hatch allows cleaning fan and maintenance.

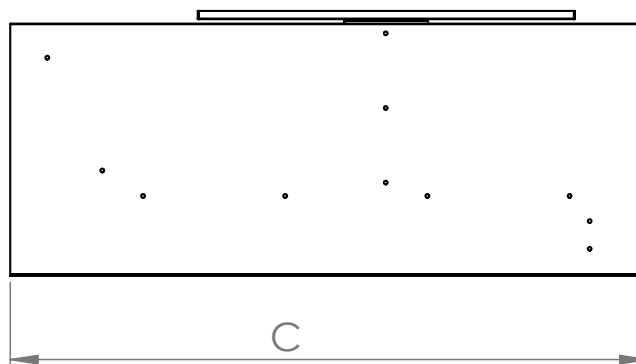
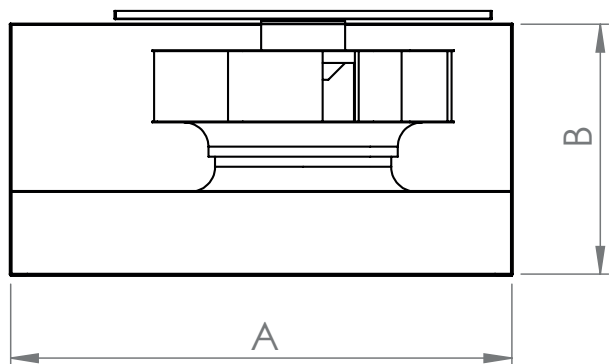


MOTOR INSULATION CLASS	F CLASS
MOTOR PROTECTION CLASS	IP 44
MOTOR EFFICIENCY CLASS	-
MOTOR ENCLOSURE TYPE	EXTERNAL ROTOR MOTOR
MOTOR BRAND	-
BODY MATERIAL	GALVANIZED SHEET METAL
BODY COATING	-
IMPELLER MATERIAL	GALVANIZED SHEET METAL - ALUMINIUM
DUTY CYCLE	IEC Duty Cycle-S1
WORKING TEMPERATURE	-20 - +50 °C
STANDARDS	IEC-60335-2-80, ISO 1940-1

MODEL	VOLTAGE (V)	FREQUENCY (Hz)	POWER (W)	SPEED SWITCH MODEL	REVOLUTION (rpm)	FLOW RATE (m³/h)	NOISE LEVEL (dB(A))
VE-REC 30-15	230	50	90	KHA 2,5 A	2.600	520	51
VE-REC 40-20 A	230	50	104	KHA 2,5 A	2.675	950	55
VE-REC 40-20 B	230	50	130	KHA 2,5 A	2.685	1.150	59
VE-REC 50-25	230	50	180	KHA 2,5 A	2.615	1.600	61
VE-REC 60-30	230	50	147	KHA 2,5 A	1.360	2.350	57
VE-REC 60-35	230	50	380	KHA 2,5 A	1.362	3.400	62
VE-REC 70-40	230	50	690	KHA 2,5 A	1.367	4.900	63
VE-REC 80-50	230-380	50	830	KHA 5 A - 1,10 KW	1.364	7.000	67
VE-REC 100-50	380	50	1.460	KHA 2,5 A	1.369	9.300	69

Values are for 0 Pa.

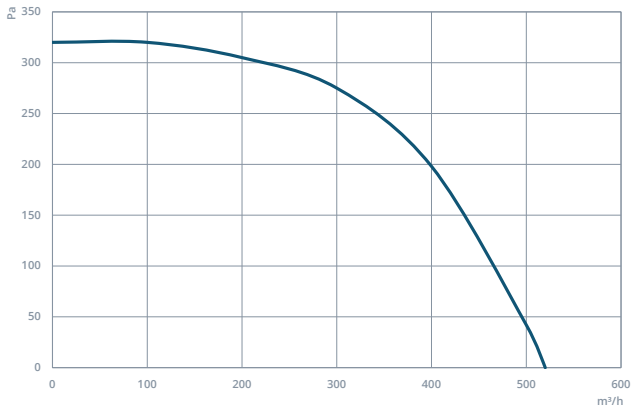
DRAWING



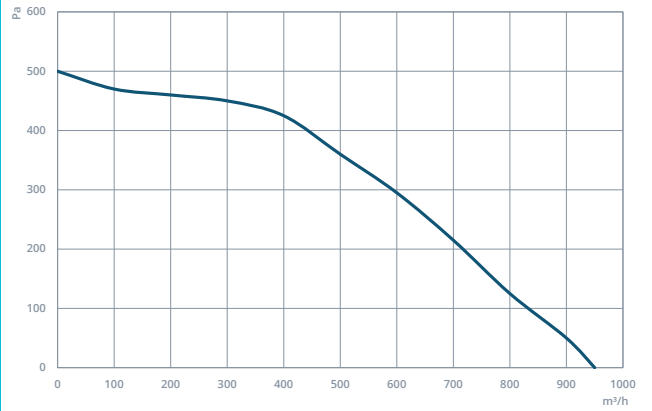
MODEL	A (mm)	B (mm)	C (mm)
VE-REC 30-15	300	150	400
VE-REC 40-20 A	400	200	500
VE-REC 40-20 B	400	200	500
VE-REC 50-25	500	250	565
VE-REC 60-30	600	300	760
VE-REC 60-35	600	350	765
VE-REC 70-40	700	400	790
VE-REC 80-50	800	500	900
VE-REC 100-50	1000	500	1050

PERFORMANCE CURVES

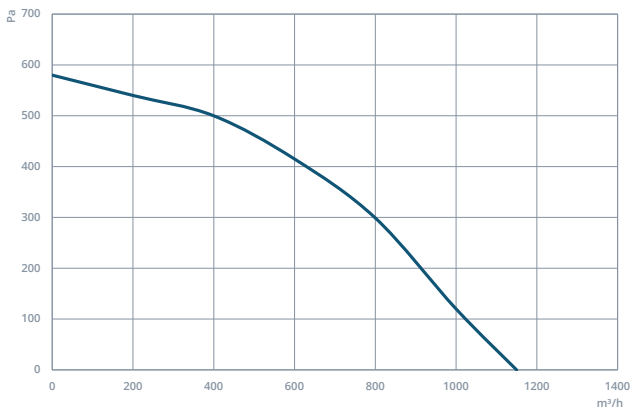
VE-REC 30-15



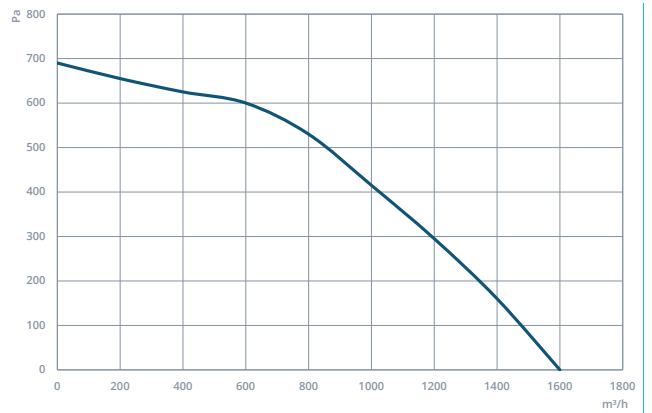
VE-REC 40-20A



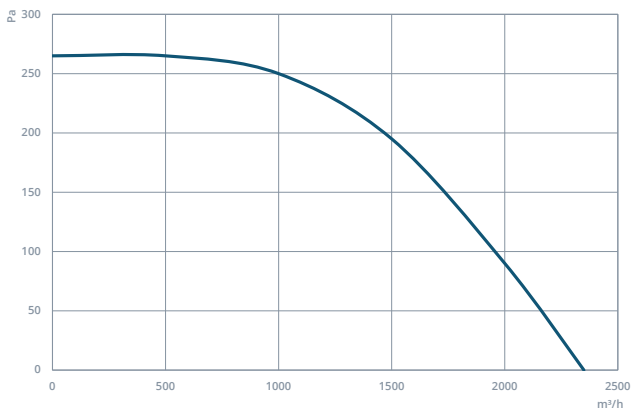
VE-REC 40-20B



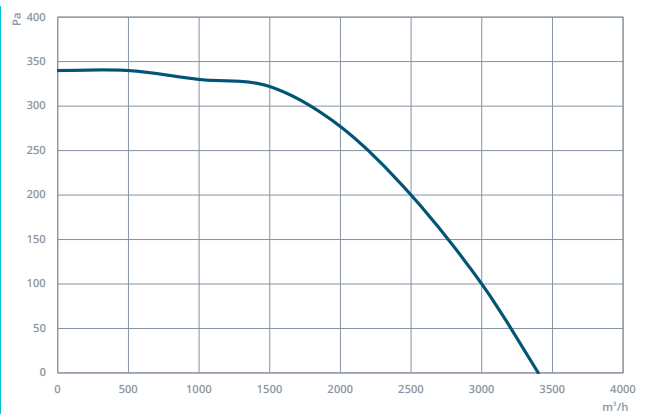
VE-REC 50-25



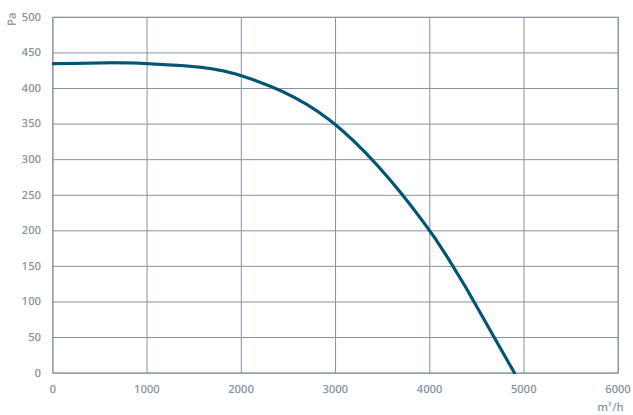
VE-REC 60-30



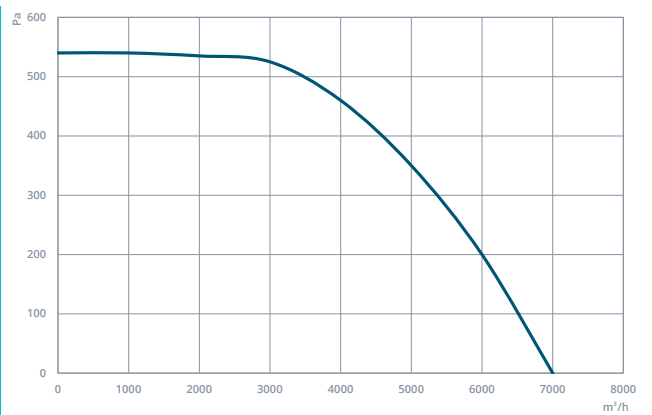
VE-REC 60-35



VE-REC 70-40



VE-REC 80-50




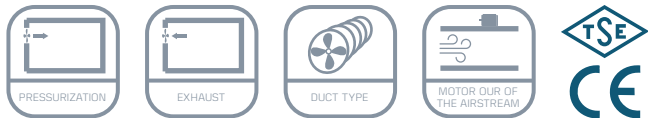
A close-up photograph of a kitchen stove with a large fire. A frying pan is on the burner, and a large amount of smoke is rising from it. The scene is brightly lit by the fire, creating a warm, orange glow. The text 'GREASE SMOKE KITCHEN' is overlaid in large, white, bold, sans-serif capital letters across the top and middle of the image.

**GREASE
SMOKE
KITCHEN**

VENTILATION

VE-CUB - Centrifugal In-line Prismatic Shaped Circular Duct Fan

CUB fans, with their cubic body and round outlet, can be mounted directly in circular ducts. They can be used in ambient ventilation and exhaust projects with their low energy consumption. With the inspection hatch, fan cleaning can be done easily when necessary. It is produced with 4 mm XPE acoustic insulation.

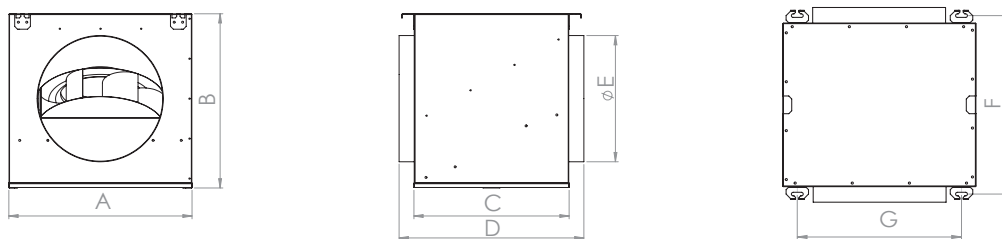


MOTOR INSULATION CLASS	F CLASS
MOTOR PROTECTION CLASS	IP 44
MOTOR EFFICIENCY CLASS	-
MOTOR ENCLOSURE TYPE	EXTERNAL ROTOR MOTOR
MOTOR BRAND	-
BODY MATERIAL	GALVANIZED SHEET METAL
BODY COATING	GALVANIZED SHEET METAL
IMPELLER MATERIAL	GALVANIZED SHEET METAL - ALUMINIUM
DUTY CYCLE	IEC Duty Cycle-S1
WORKING TEMPERATURE	-20 - +50 °C
STANDARDS	IEC-60335-2-80, ISO 1940-1

MODEL	VOLTAGE (V)	FREQUENCY (Hz)	POWER (W)	SPEED SWITCH MODEL	REVOLUTION (rpm)	FLOW RATE (m³/h)	NOISE LEVEL (dB(A))
VE-CUB 100	230	50	80	KHA 2,5 A	2.600	290	44
VE-CUB 125	230	50	80	KHA 2,5 A	2.600	410	46
VE-CUB 150	230	50	85	KHA 2,5 A	2.600	700	50
VE-CUB 160	230	50	85	KHA 2,5 A	2.600	710	52
VE-CUB 200	230	50	122	KHA 2,5 A	2.675	1.000	55
VE-CUB 250	230	50	145	KHA 2,5 A	2.685	1.120	62
VE-CUB 315	230	50	210	KHA 2,5 A	2.615	1.750	63
VE-CUB 355	230	50	380	KHA 2,5 A	1.410	2.200	68
VE-CUB 400	230	50	380	KHA 2,5 A	1.362	3.400	70
VE-CUB 450	230	50	690	KHA 2,5 A	1.367	4.900	74
VE-CUB 500	230-380	50	830	KHA 5 A - 1,10 KW	1.364	7.000	77
VE-CUB 560	380	50	1460	2,20 KW	1.369	9.300	79

Values are for 0 Pa.

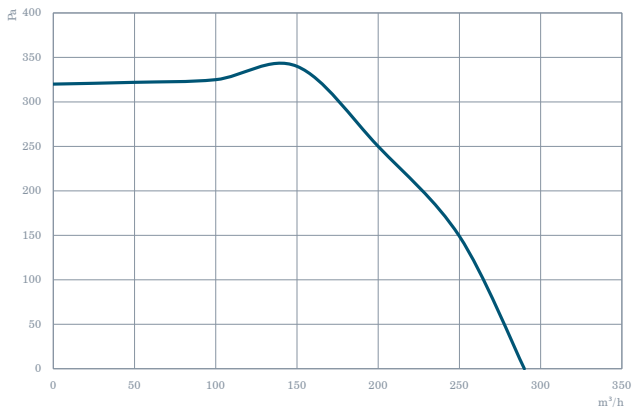
DRAWING



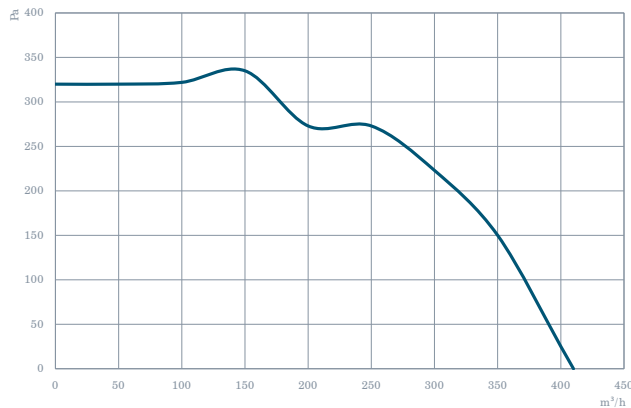
MODEL	A (mm)	B (mm)	C (mm)	D (mm)	E (mm)	F (mm)	G (mm)
VE-CUB 100	342	342	304	410	100	354	246
VE-CUB 125	342	342	304	410	125	354	246
VE-CUB 150	342	361	304	410	150	354	246
VE-CUB 160	342	381	304	410	160	354	246
VE-CUB 200	392	381	354	460	225	404	296
VE-CUB 250	472	422	354	460	250	404	382
VE-CUB 315	502	446	404	510	315	454	406
VE-CUB 355	572	522	454	560	355	504	574
VE-CUB 400	602	622	554	660	400	604	506
VE-CUB 450	652	622	554	660	450	604	556
VE-CUB 500	702	672	604	710	500	606	654
VE-CUB 560	752	802	604	710	560	604	656

PERFORMANCE CURVES

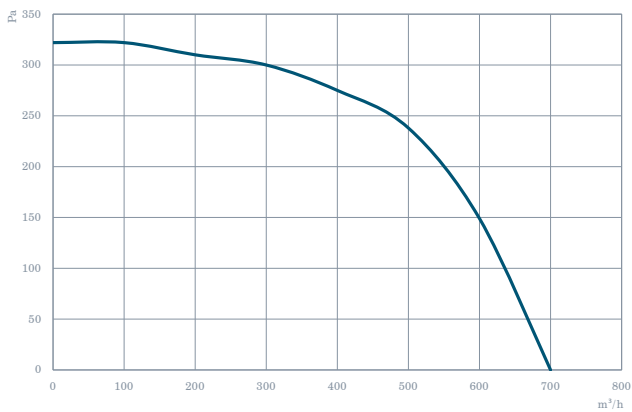
VE-CUB 100



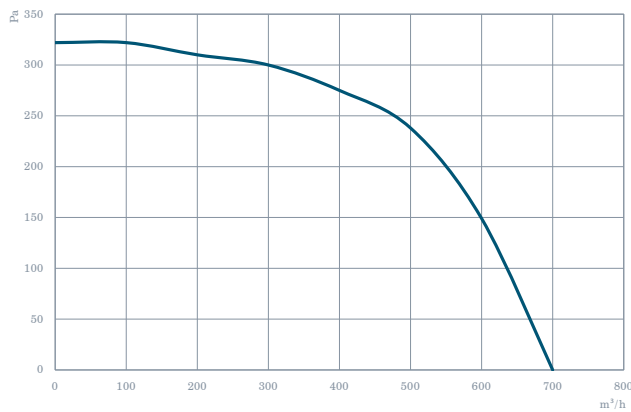
VE-CUB 125



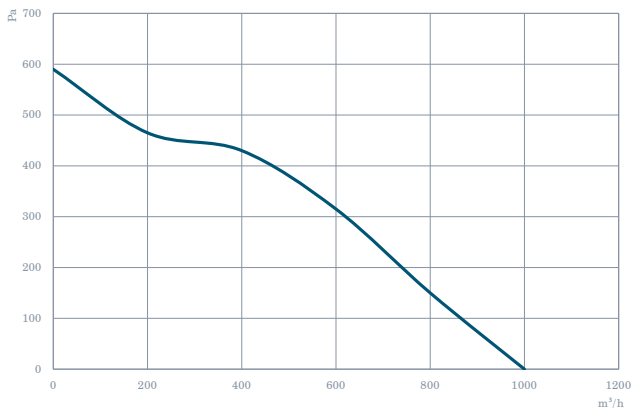
VE-CUB 150



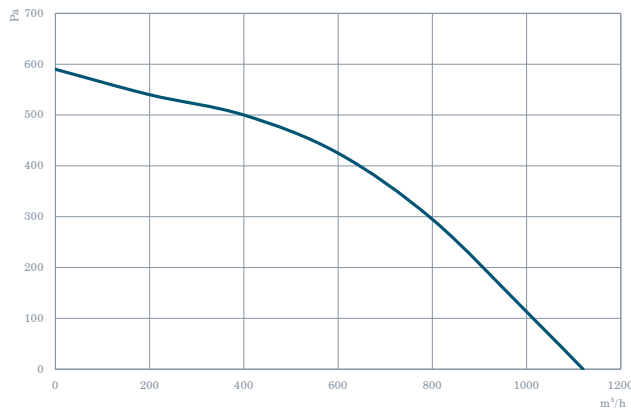
VE-CUB 160



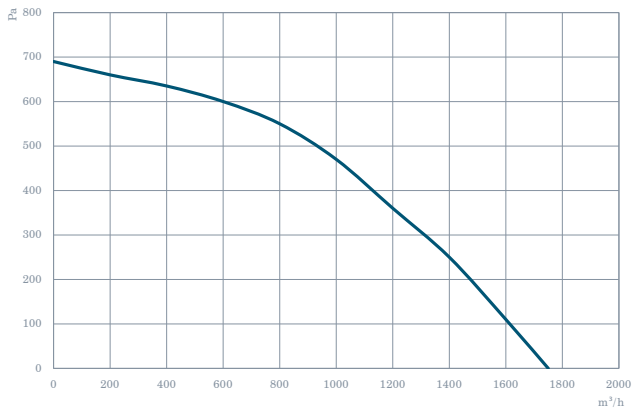
VE-CUB 200



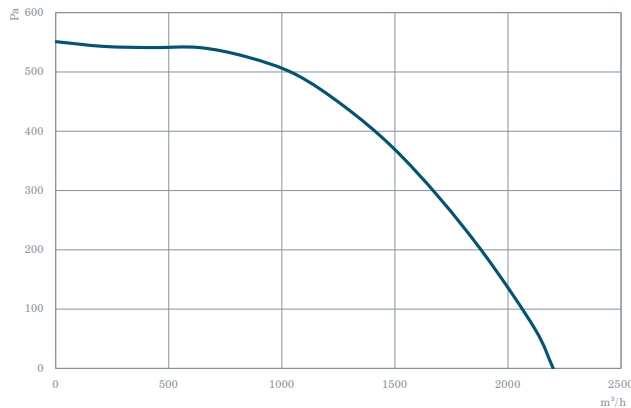
VE-CUB 250



VE-CUB 315

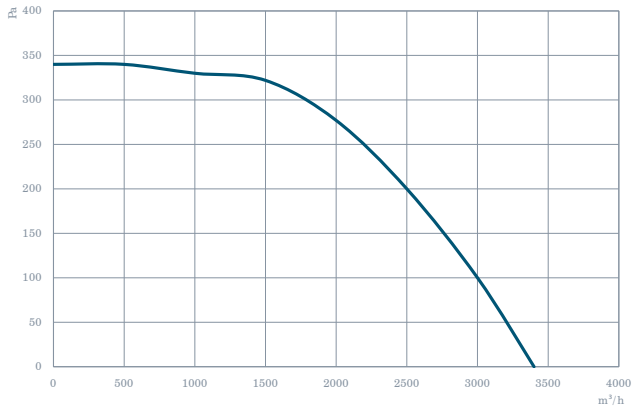


VE-CUB 355

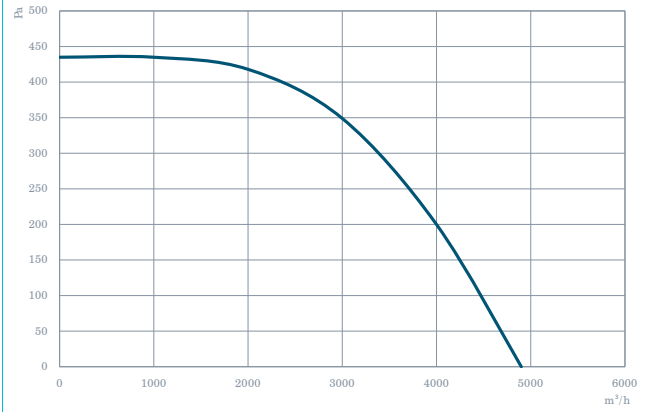


PERFORMANCE CURVES

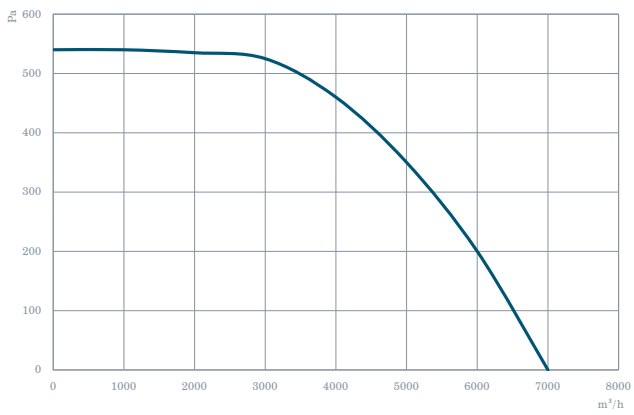
VE-CUB 400



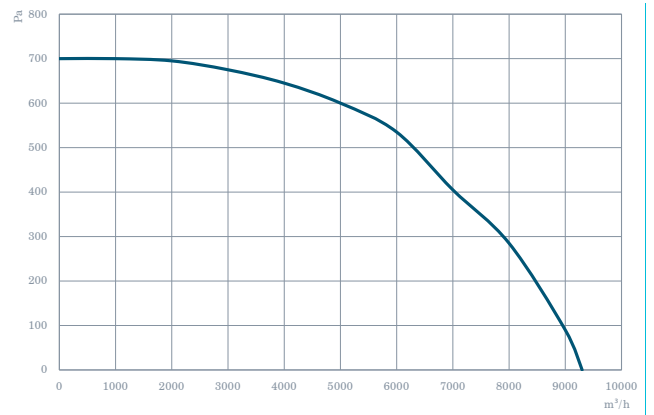
VE-CUB 450



VE-CUB 500



VE-CUB 560




VE-DREC - Centrifugal In-line Rectangular Duct Fan With Motor Out Of Air

DREC fans can be mounted directly on to rectangular ducts with ease. Inspection hatch allows cleaning fan and maintenance. Motor is located out of the airstream and is not effected by matters in the air.



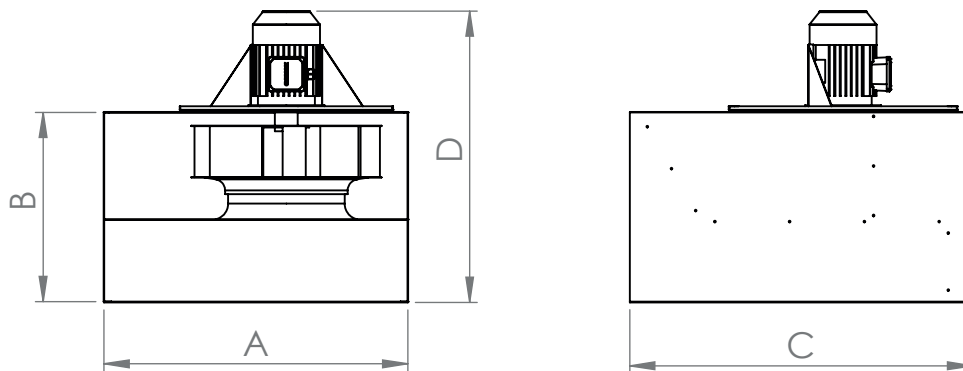
MOTOR INSULATION CLASS	F CLASS
MOTOR PROTECTION CLASS	IP 55
MOTOR EFFICIENCY CLASS	IE3
MOTOR ENCLOSURE TYPE	TEFC
MOTOR BRAND	-
BODY MATERIAL	GALVANIZED SHEET METAL
BODY COATING	NONE
IMPELLER MATERIAL	GALVANIZED SHEET METAL - ALUMINIUM
DUTY CYCLE	IEC Duty Cycle-S1
WORKING TEMPERATURE	-20 - +50 °C
STANDARDS	IEC-60335-2-80, ISO 1940-1



MODEL	VOLTAGE (V)	FREQUENCY (Hz)	POWER (kW)	REVOLUTION (rpm)	FLOW RATE (m³/h)	NOISE LEVEL (dB(A))
VE-DREC 280	380	50	0,18	1.450	1.100	58
VE-DREC 315	380	50	0,25	1.469	1.600	58
VE-DREC 355	380	50	0,37	1.471	2.300	60
VE-DREC 400	380	50	0,55	1.478	3.300	61
VE-DREC 450	380	50	0,75	1.454	5.000	63
VE-DREC 500	380	50	1,10	1.462	7.000	67
VE-DREC 560	380	50	1,50	1.464	9.800	70

Values are for 0 Pa.

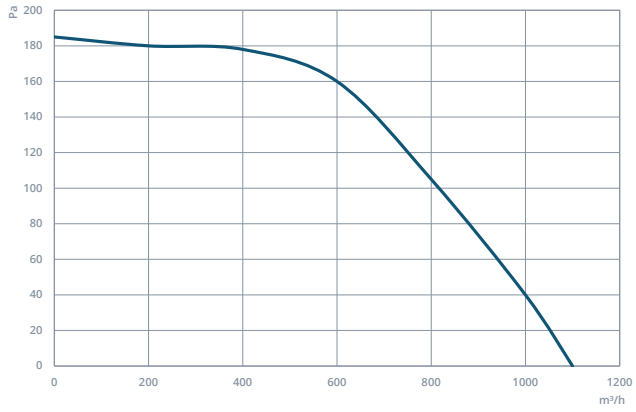
DRAWING



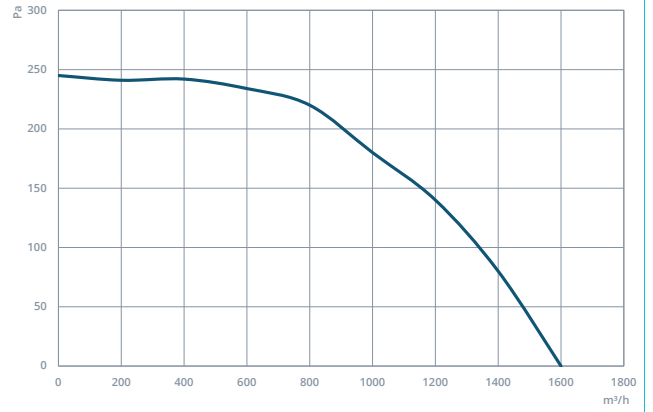
MODEL	A (mm)	B (mm)	C (mm)	D (mm)
VE-DREC 280	500	250	565	450
VE-DREC 315	500	250	565	476
VE-DREC 355	600	300	760	526
VE-DREC 400	600	350	750	590
VE-DREC 450	700	400	790	641
VE-DREC 500	800	500	900	765
VE-DREC 560	1000	500	1050	790

PERFORMANCE CURVES

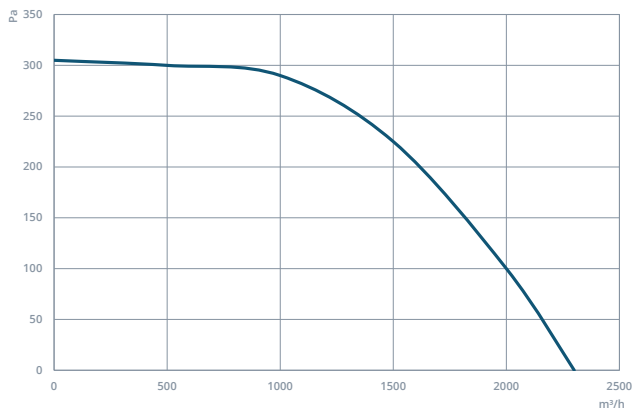
VE-DREC 280



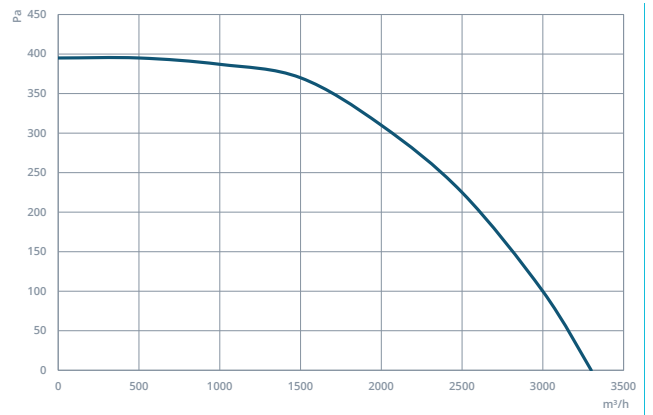
VE-DREC 315



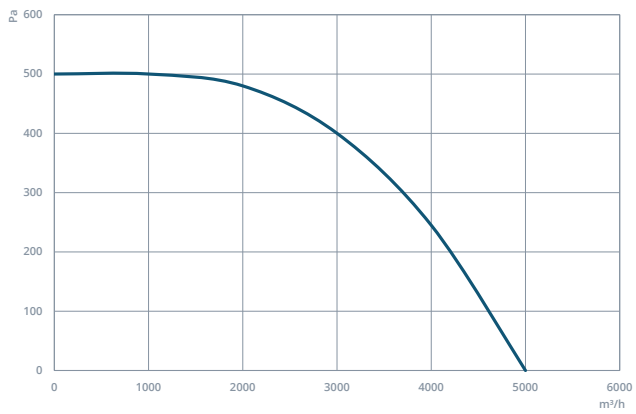
VE-DREC 355



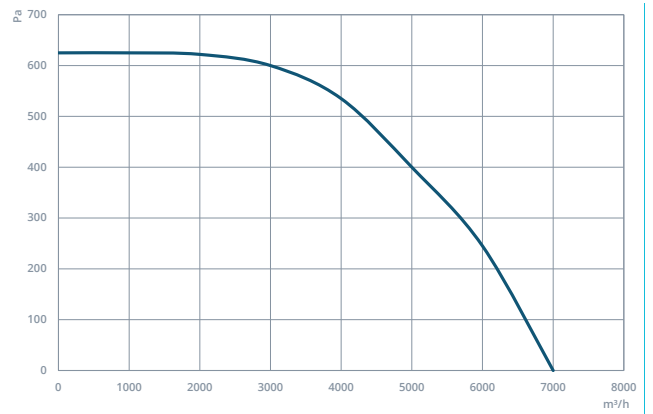
VE-DREC 400



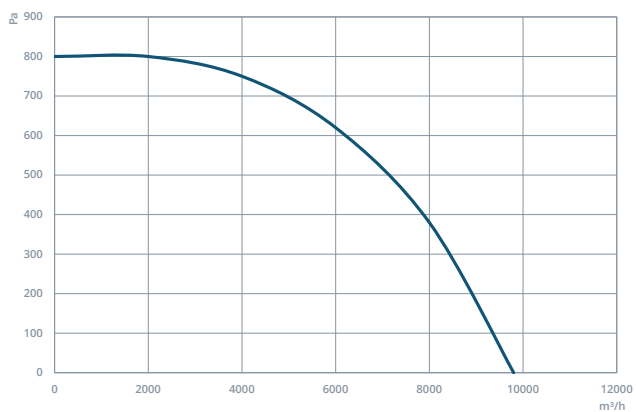
VE-DREC 450



VE-DREC 500

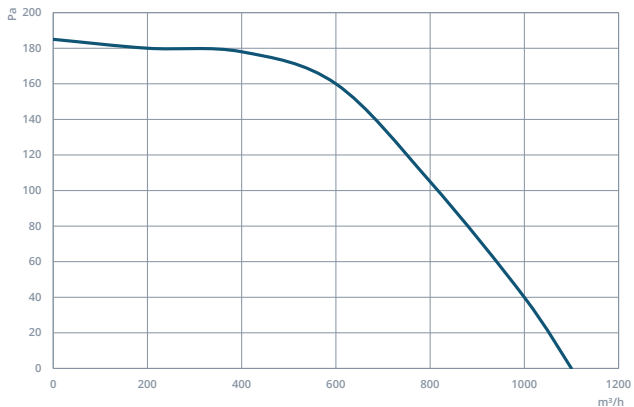


VE-DREC 560

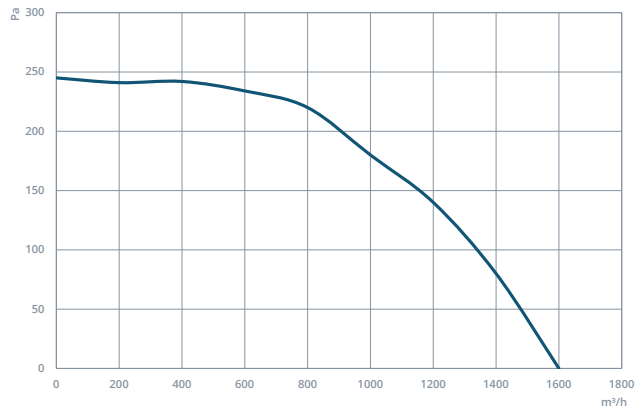


PERFORMANCE CURVES

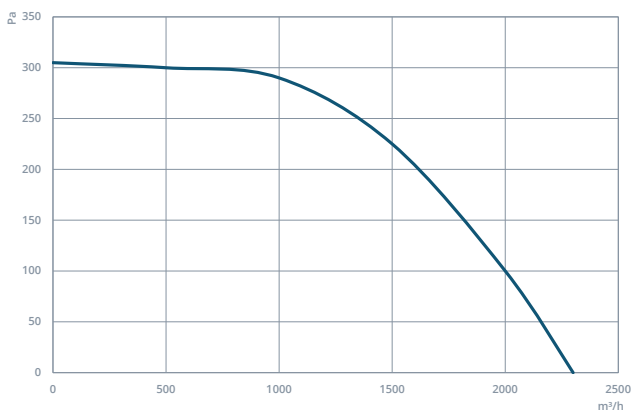
VE-DREC 280



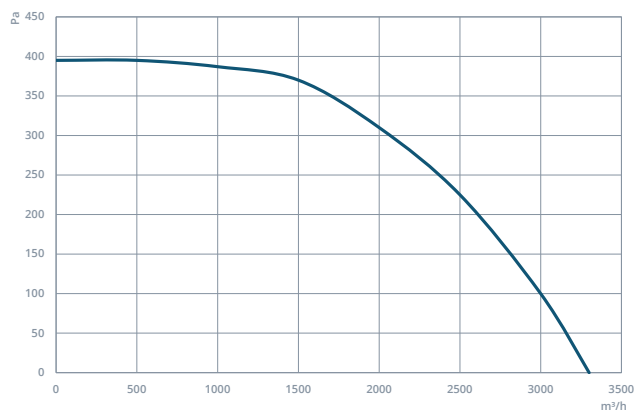
VE-DREC 315



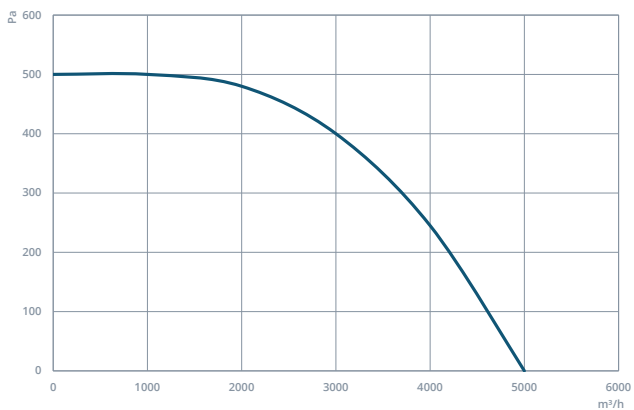
VE-DREC 355



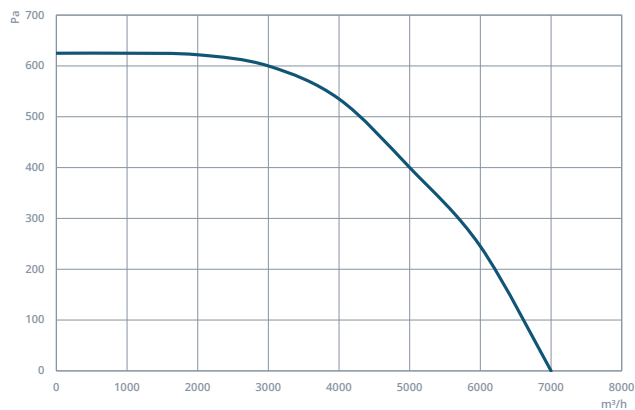
VE-DREC 400



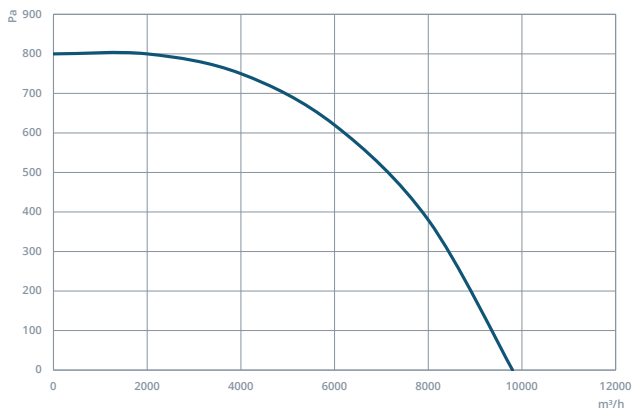
VE-DREC 450



VE-DREC 500



VE-DREC 560



VE-MEF – Kitchen Exhaust Fan

MEF fans can be connected to kitchen hoods to exhaust the air from cookers, grilles, fryers etc. It will exhaust the greasy air and keeps the kitchen area clean and odorless. Inspection hatch allows cleaning the fan and maintenance. Motor is located out of the airstream and is not effected by matters in the air.



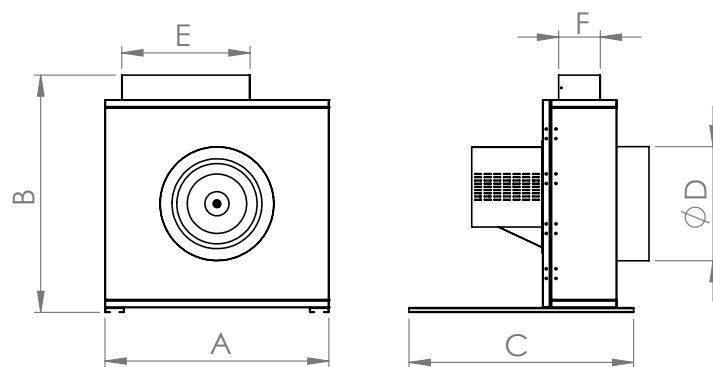
MOTOR INSULATION CLASS	F CLASS
MOTOR PROTECTION CLASS	IP 55
MOTOR EFFICIENCY CLASS	IE3
MOTOR ENCLOSURE TYPE	TEFC
MOTOR BRAND	-
BODY MATERIAL	GALVANIZED SHEET METAL
BODY COATING	NONE
IMPELLER MATERIAL	ALUMINIUM
DUTY CYCLE	IEC Duty Cycle-S1
WORKING TEMPERATURE	-20 - +50 °C
STANDARDS	IEC-60335-2-80, ISO 1940-1



MODEL	VOLTAGE (V)	FREQUENCY (Hz)	POWER (kW)	REVOLUTION (rpm)	FLOW RATE (m³/h)	NOISE LEVEL (dB(A))
VE-MEF 315	380	50	0,25	1.469	1.600	37
VE-MEF 355	380	50	0,37	1.471	2.300	41
VE-MEF 400	380	50	0,55	1.478	3.300	42
VE-MEF 450	380	50	0,75	1.454	5.000	45
VE-MEF 500	380	50	1,10	1.462	7.000	49

Values are for 0 Pa.

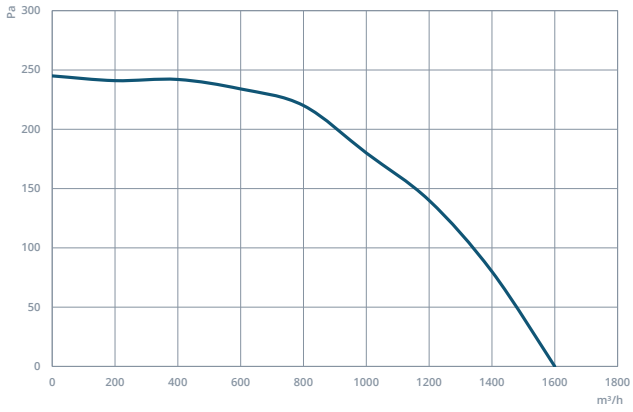
DRAWING



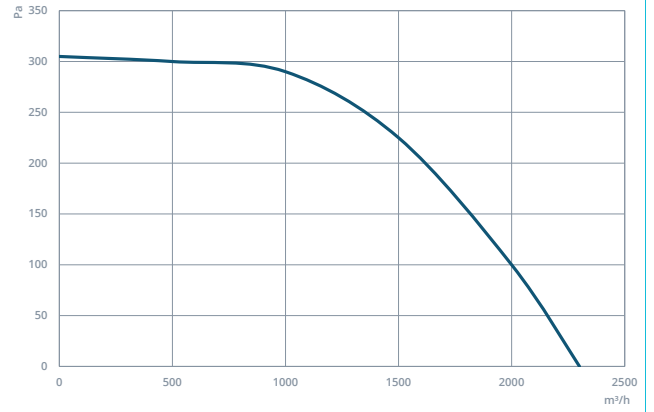
MODEL	A (mm)	B (mm)	C (mm)	D (mm)	E (mm)	F (mm)
VE-MEF 315	650	690	700	315	300	110
VE-MEF 355	700	740	700	355	400	130
VE-MEF 400	750	790	700	400	400	150
VE-MEF 450	800	840	700	450	400	170
VE-MEF 500	850	890	700	500	440	190

PERFORMANCE CURVES

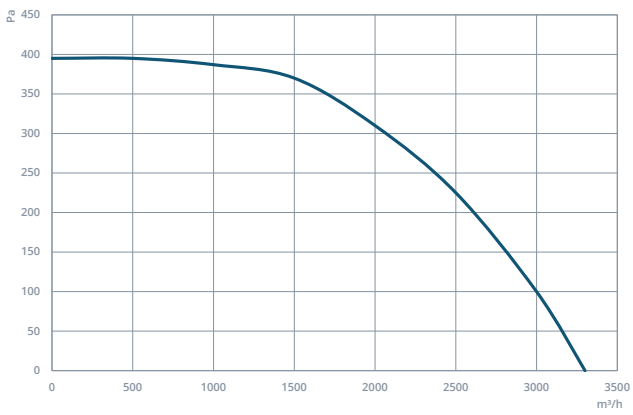
VE-MEF 315



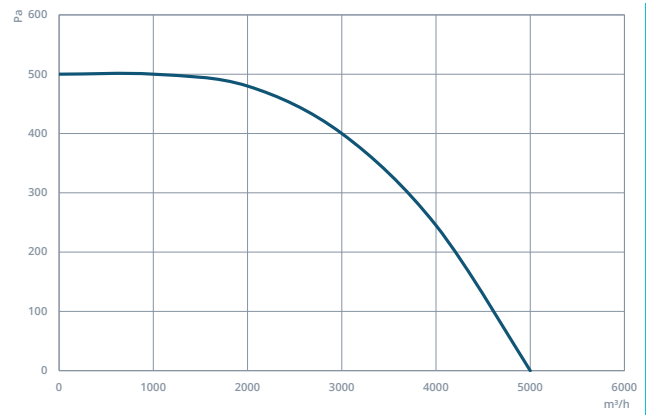
VE-MEF 355



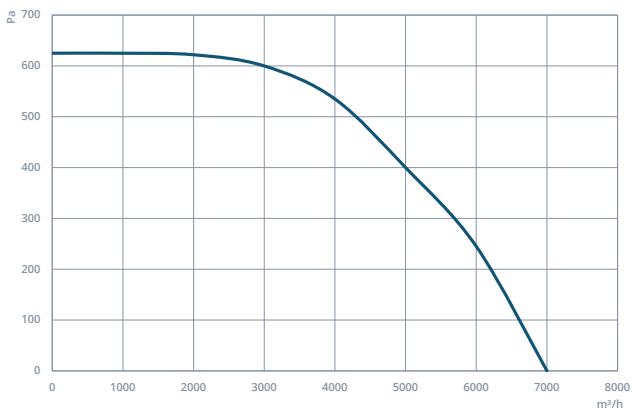
VE-MEF 400



VE-MEF 450



VE-MEF 500



VE-HMEF - Kitchen Exhaust Box Fan

HMEF fans can be connected to kitchen hoods to exhaust the air from cookers, grilles, fryers etc. It will exhaust the greasy air and keeps the kitchen area clean and odorless. Inspection hatch allows cleaning the fan and maintenance. Motor is located out of the airstream and is not effected by matters in the air.



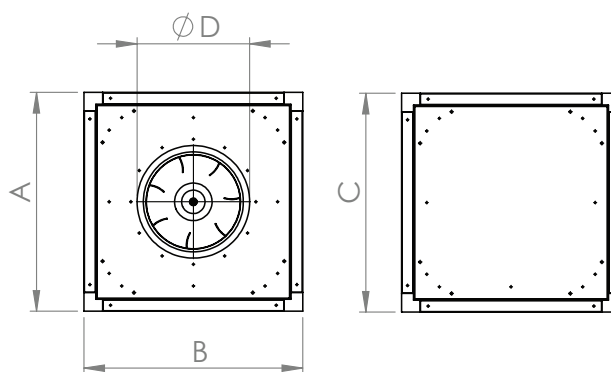
MOTOR INSULATION CLASS	F CLASS
MOTOR PROTECTION CLASS	IP 55
MOTOR EFFICIENCY CLASS	IE3
MOTOR ENCLOSURE TYPE	TEFC
MOTOR BRAND	-
BODY MATERIAL	GALVANIZED SHEET METAL
BODY COATING	ELECTRO-STATIC POWDER COATING
IMPELLER MATERIAL	ALUMINIUM
DUTY CYCLE	IEC Duty Cycle-S1
WORKING TEMPERATURE	-20 - +50 °C
STANDARDS	IEC-60335-2-80, ISO 1940-1



MODEL	VOLTAGE (V)	FREQUENCY (Hz)	POWER (kW)	REVOLUTION (rpm)	FLOW RATE (m³/h)	NOISE LEVEL (dB(A))
VE-HMEF 280	380	50	0,18	1450	1100	37
VE-HMEF 315	380	50	0,25	1469	1.600	38
VE-HMEF 355	380	50	0,37	1.471	2.300	43
VE-HMEF 400	380	50	0,55	1.478	3.300	45
VE-HMEF 450	380	50	0,75	1.454	5.000	50
VE-HMEF 500	380	50	1,10	1.462	7.000	53
VE-HMEF 560	380	50	1,50	1.464	9.800	56
VE-HMEF 630	380	50	3,00	1.465	14.000	59
VE-HMEF 710	380	50	4,00	950	13.000	55

Values are for 0 Pa.

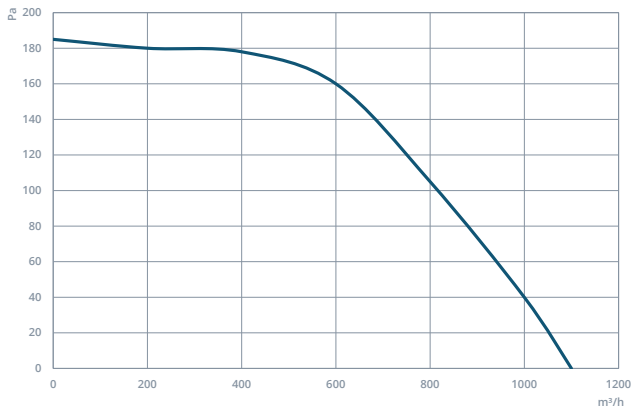
DRAWING



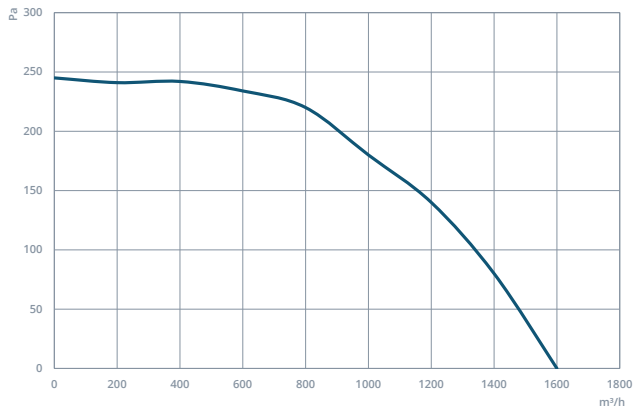
MODEL	A (mm)	B (mm)	C (mm)	D (mm)
VE-HMEF 280	450	450	450	280
VE-HMEF 315	500	500	500	315
VE-HMEF 355	500	500	500	355
VE-HMEF 400	600	600	600	400
VE-HMEF 450	700	700	700	450
VE-HMEF 500	800	800	800	500
VE-HMEF 560	900	900	900	560
VE-HMEF 630	1000	1000	1000	630
VE-HMEF 710	1100	1100	1100	710

PERFORMANCE CURVES

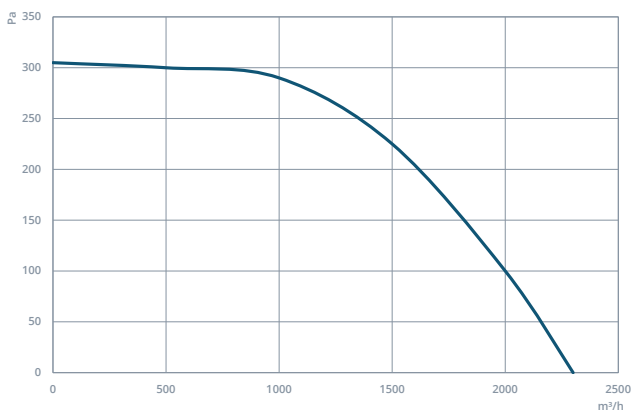
VE-HMEF 280



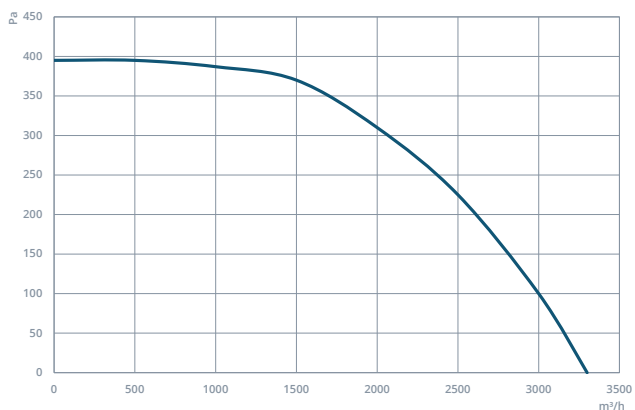
VE-HMEF 315



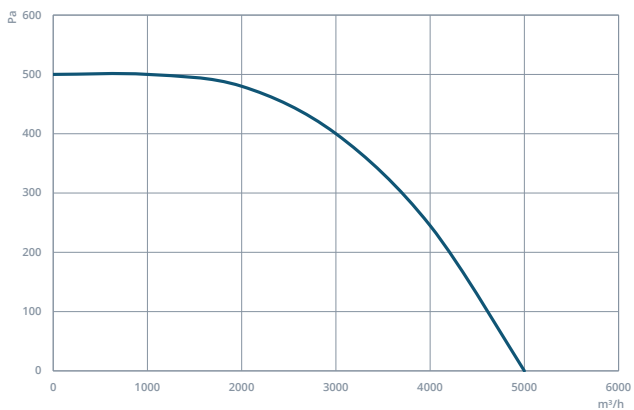
VE-HMEF 355



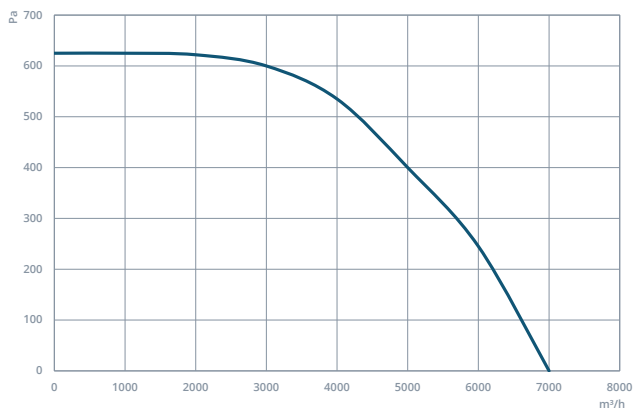
VE-HMEF 400



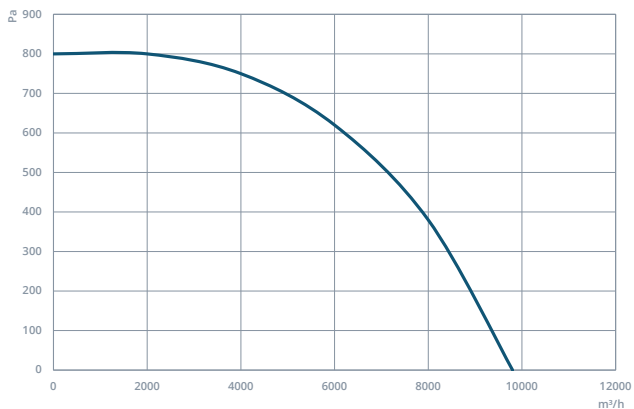
VE-HMEF 450



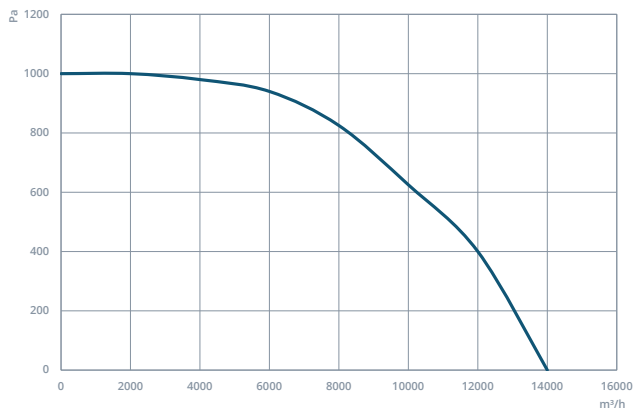
VE-HMEF 500



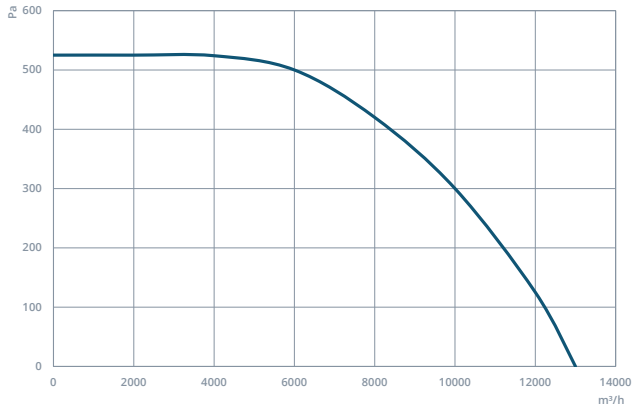
VE-HMEF 560



VE-HMEF 630



VE-HMEF 710



A kitchen scene with a stove and pans cooking, serving as a background for the text. The image shows a stainless steel stove with several pans on it. A bright flame is visible under one of the pans. The background is slightly blurred, showing a kitchen counter and other cooking equipment.

KITCHEN

ODOR

FILTER


VENTILATION

VE-KASP - Box Type Kitchen Exhaust Fan With Active Carbon Filters

KASP fans are designed to keep the guests of hotels and restaurants from being disturbed by the exhaust air of industrial and commercial kitchens. Fan and filters are located on slides for easy cleaning and maintenance. The standard unit has a metal oil filter, G4 dust filter, and active carbon filter.



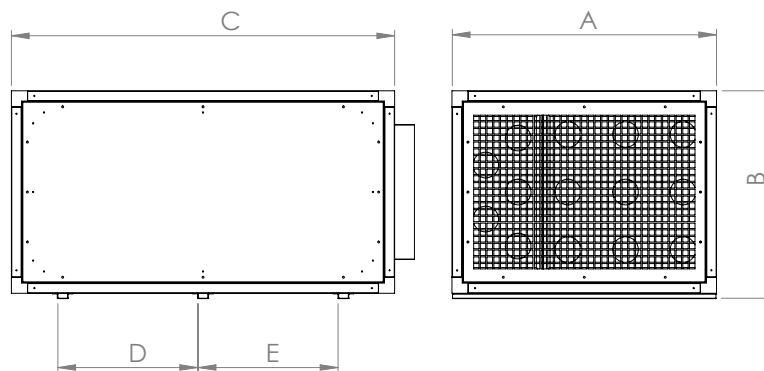
MOTOR INSULATION CLASS	F CLASS
MOTOR PROTECTION CLASS	IP 44
MOTOR EFFICIENCY CLASS	-
MOTOR ENCLOSURE TYPE	EXTERNAL ROTOR MOTOR
MOTOR BRAND	-
BODY MATERIAL	GALVANIZED SHEET METAL
BODY COATING	ELECTRO-STATIC POWDER COATING
IMPELLER MATERIAL	GALVANIZED SHEET METAL
DUTY CYCLE	IEC Duty Cycle-S1
WORKING TEMPERATURE	-20 - +50 °C
STANDARDS	IEC-60335-2-80, ISO 1940-1



MODEL	VOLTAGE (V)	FREQUENCY (Hz)	POWER (W)	REVOLUTION (rpm)	FLOW RATE (m³/h)	NOISE LEVEL (dB(A))
VE-KASP 400	230	50	380	1.362	2.400	45
VE-KASP 450	230	50	690	1.367	3.300	48
VE-KASP 500	230-380	50	830	1.364	5.200	52
VE-KASP 560	380	50	1.460	1.369	7.200	55

Values are for 0 Pa.

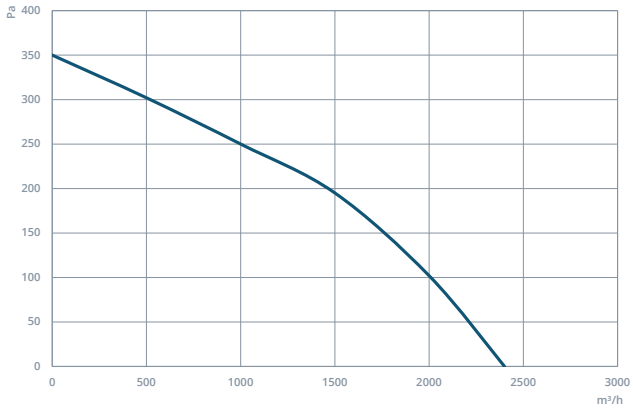
DRAWING



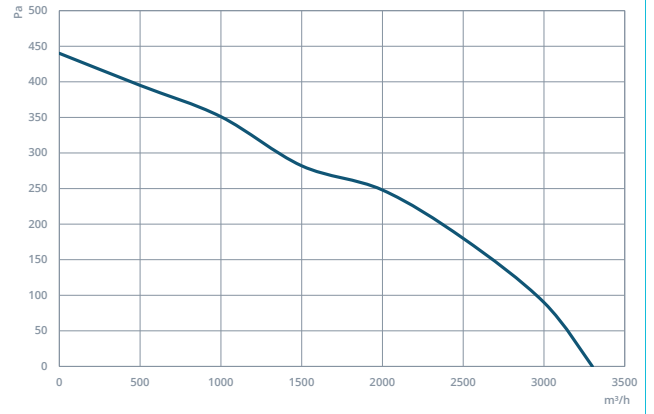
MODEL	A (mm)	B (mm)	C (mm)	D (mm)	E (mm)
VE-KASP 400	665	750	1420	520	520
VE-KASP 450	665	750	1420	520	520
VE-KASP 500	980	750	1420	520	520
VE-KASP 560	980	750	1420	520	520

PERFORMANCE CURVES

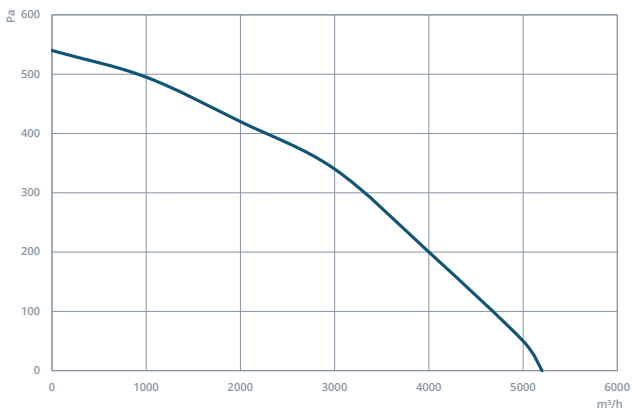
VE-KASP 400



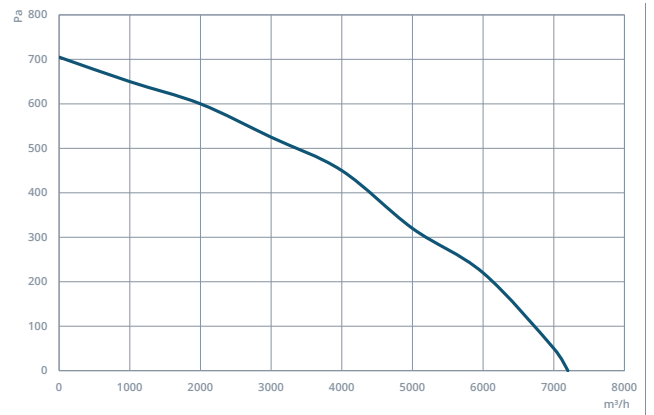
VE-KASP 450



VE-KASP 500

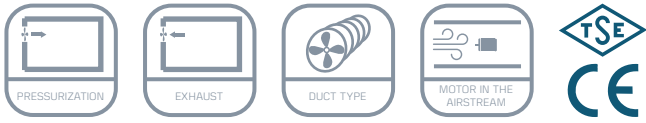


VE-KASP 560



VE-HASP - Box Fan

HASP fans can be used in medium volume needs with its easy-to-install robust body. Efficient rigid impeller allows for high level of volume.



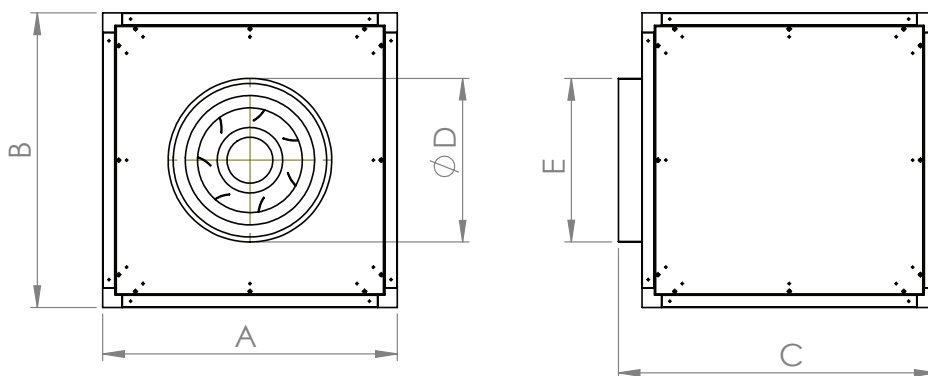
MOTOR INSULATION CLASS	F CLASS
MOTOR PROTECTION CLASS	IP 55
MOTOR EFFICIENCY CLASS	IE3
MOTOR ENCLOSURE TYPE	TEFC
MOTOR BRAND	-
BODY MATERIAL	GALVANIZED SHEET METAL
BODY COATING	ELECTRO-STATIC POWDER COATING
IMPELLER MATERIAL	ALUMINIUM
DUTY CYCLE	IEC Duty Cycle-S1
WORKING TEMPERATURE	-20 - +50 °C
STANDARDS	IEC-60335-2-80, ISO 1940-1



MODEL	VOLTAGE (V)	FREQUENCY (Hz)	POWER (kW)	REVOLUTION (rpm)	FLOW RATE (m³/h)	NOISE LEVEL (dB(A))
VE-HASP 280	380	50	0,18	1.450	1.100	36
VE-HASP 315	380	50	0,25	1.469	1.600	38
VE-HASP 355	380	50	0,37	1.471	2.300	43
VE-HASP 400	380	50	0,55	1.478	3.300	45
VE-HASP 450	380	50	0,75	1.454	5.000	50
VE-HASP 500	380	50	1,10	1.462	7.000	53
VE-HASP 560	380	50	1,50	1.464	9.800	56
VE-HASP 630	380	50	3,00	1.465	14.000	59
VE-HASP 710	380	50	4,00	950	13.000	55

Values are for 0 Pa.

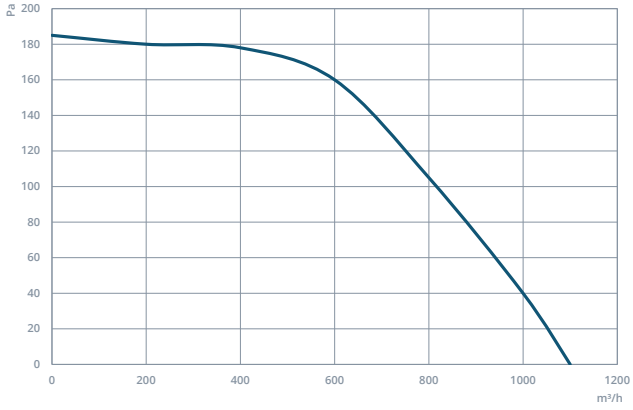
DRAWING



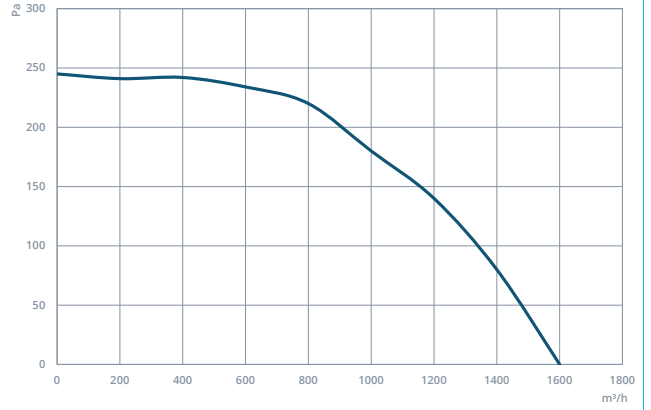
MODEL	A (mm)	B (mm)	C (mm)	D (mm)	E (mm)
VE-HASP 280	450	450	520	280	250
VE-HASP 315	500	500	570	315	300
VE-HASP 355	500	500	570	355	300
VE-HASP 400	600	600	600	400	350
VE-HASP 450	700	700	770	450	400
VE-HASP 500	800	800	870	500	450
VE-HASP 560	900	900	970	560	500
VE-HASP 630	1000	1000	1070	630	600
VE-HASP 710	1100	1100	1170	710	650

PERFORMANCE CURVES

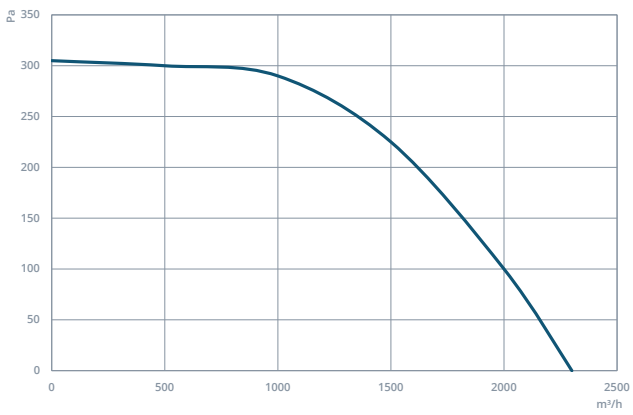
VE-HASP 280



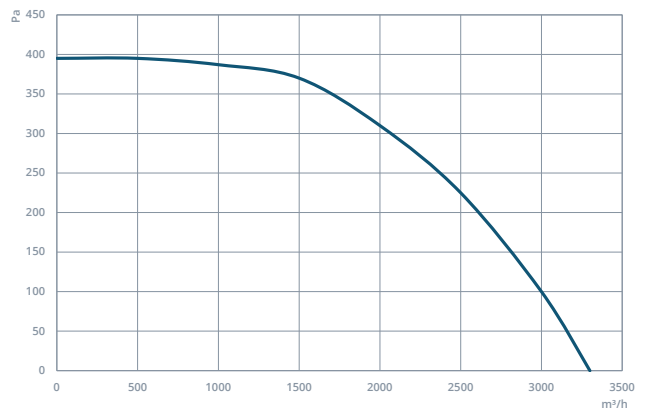
VE-HASP 315



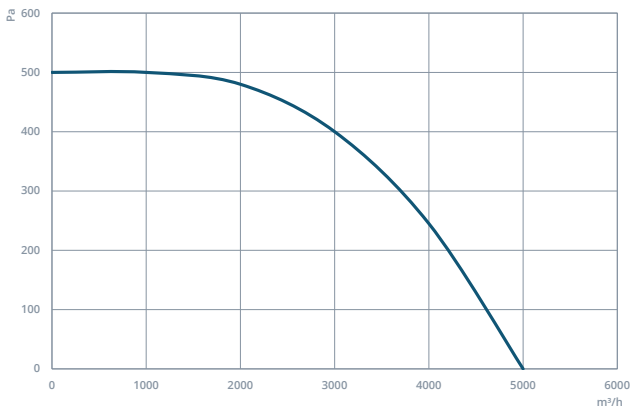
VE-HASP 355



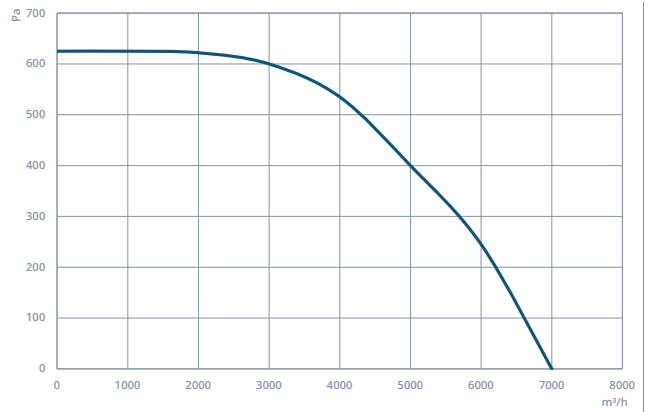
VE-HASP 400



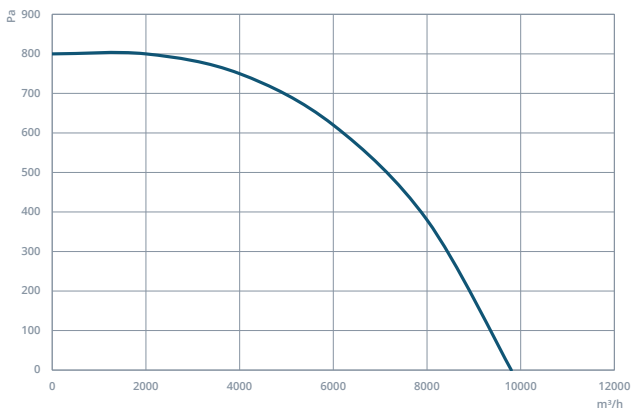
VE-HASP 450



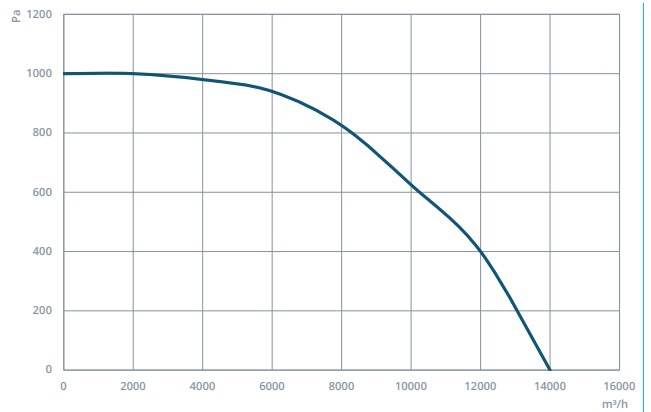
VE-HASP 500



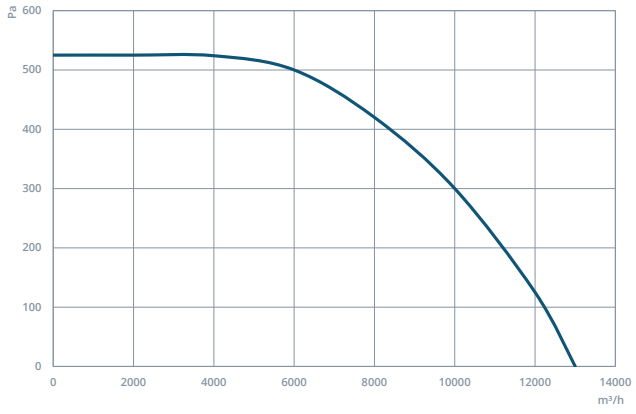
VE-HASP 560



VE-HASP 630



VE-HASP 710



A photograph of a commercial kitchen featuring stainless steel countertops, a range hood with a metal mesh filter, and several pots on a stove. The lighting is bright, and the overall atmosphere is clean and professional.

KITCHEN GREASE SERVICE

VENTILATION

VE-DRAD - Horizontal Discharge Centrifugal Fan With Motor Out Of Air

DRAD fans can be used where the air that it exhausts has particles in it that would damage the motor.



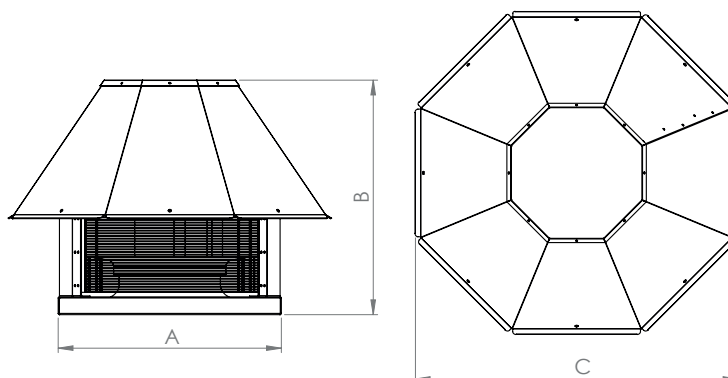
MOTOR INSULATION CLASS	F CLASS
MOTOR PROTECTION CLASS	IP 55
MOTOR EFFICIENCY CLASS	IE3
MOTOR ENCLOSURE TYPE	TEFC
MOTOR BRAND	-
BODY MATERIAL	GALVANIZED SHEET METAL
BODY COATING	ELECTRO-STATIC POWDER COATING
IMPELLER MATERIAL	ALUMINIUM
DUTY CYCLE	IEC Duty Cycle-S1
WORKING TEMPERATURE	-20 - +50 °C
STANDARDS	IEC-60335-2-80, ISO 1940-1



MODEL	VOLTAGE (V)	FREQUENCY (Hz)	POWER (kW)	REVOLUTION (rpm)	FLOW RATE (m³/h)	NOISE LEVEL (dB(A))
VE-DRAD 280	380	50	0,18	1450	1.100	53
VE-DRAD 315	380	50	0,25	1469	1.600	52
VE-DRAD 355	380	50	0,37	1.471	2.300	55
VE-DRAD 400	380	50	0,55	1.478	3.300	60
VE-DRAD 450	380	50	0,75	1.454	5.000	62
VE-DRAD 500	380	50	1,10	1.462	7.000	64
VE-DRAD 560	380	50	1,50	1.464	9.800	66

Values are for 0 Pa.

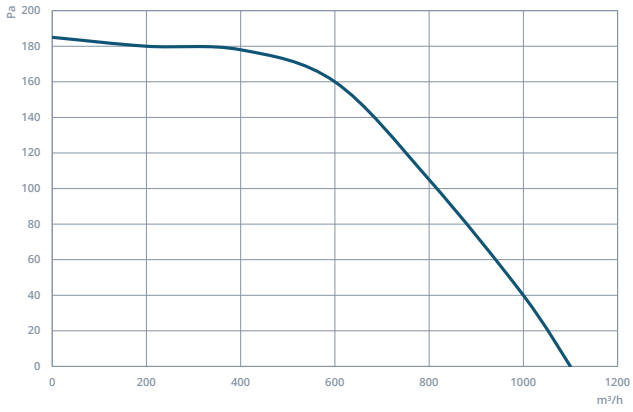
DRAWING



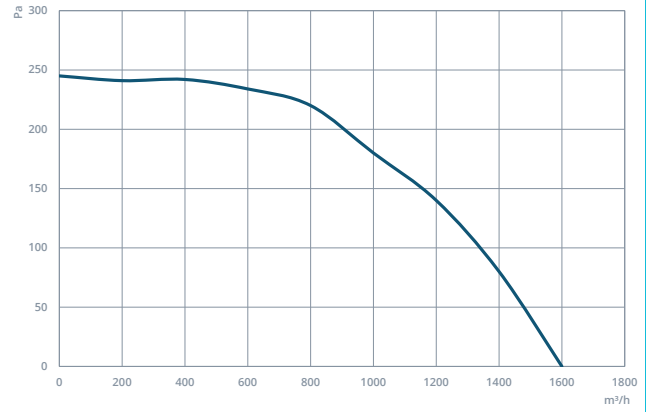
MODEL	A (mm)	B (mm)	C (mm)
VE-DRAD 280	366	412	536
VE-DRAD 315	400	460	580
VE-DRAD 355	450	466	630
VE-DRAD 400	500	526	723
VE-DRAD 450	550	562	820
VE-DRAD 500	600	614	900
VE-DRAD 560	650	620	973

PERFORMANCE CURVES

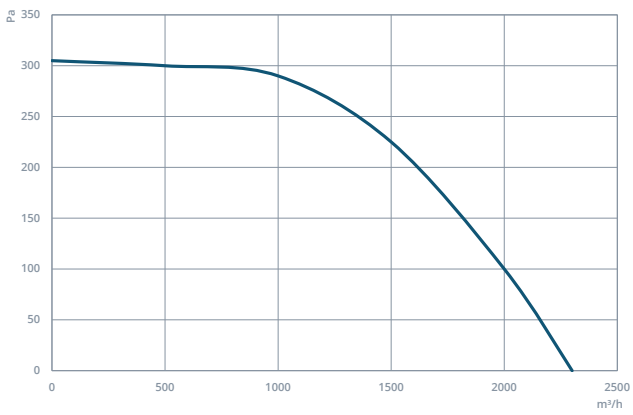
VE-DRAD 280



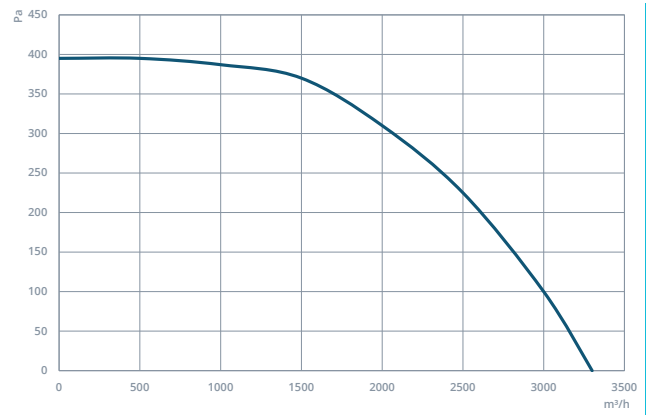
VE-DRAD 315



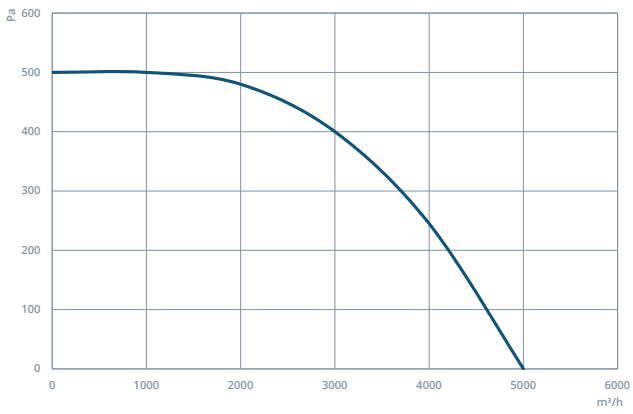
VE-DRAD 355



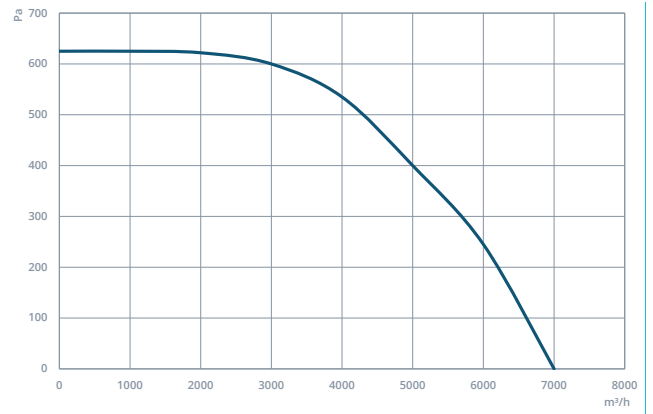
VE-DRAD 400



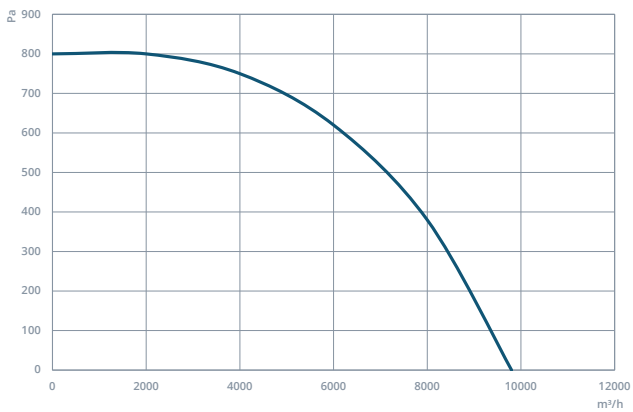
VE-DRAD 450



VE-DRAD 500



VE-DRAD 560



VE-DRADIK - Horizontal Discharge Centrifugal Fan With Motor Out Of Air

DRADIK fans can be used where the air that it exhausts has particles in it that would damage the motor. Vertical discharge allows it to be used in close quarters with other things like chimneys and fans.



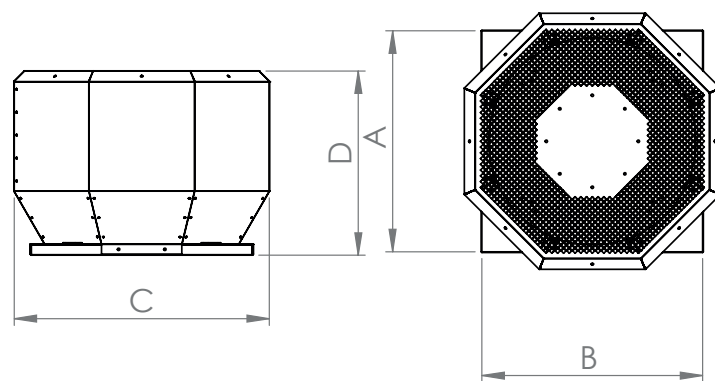
MOTOR INSULATION CLASS	F CLASS
MOTOR PROTECTION CLASS	IP 55
MOTOR EFFICIENCY CLASS	IE3
MOTOR ENCLOSURE TYPE	TEFC
MOTOR BRAND	-
BODY MATERIAL	GALVANIZED SHEET METAL
BODY COATING	ELECTRO-STATIC POWDER COATING
IMPELLER MATERIAL	ALUMINIUM
DUTY CYCLE	IEC Duty Cycle-S1
WORKING TEMPERATURE	-20 - +50 °C
STANDARDS	IEC-60335-2-80, ISO 1940-1



MODEL	VOLTAGE (V)	FREQUENCY (Hz)	POWER (kW)	REVOLUTION (rpm)	FLOW RATE (m³/h)	NOISE LEVEL (dB(A))
VE-DRADIK 280	380	50	0,18	1450	1.100	63
VE-DRADIK 315	380	50	0,25	1469	1.600	64
VE-DRADIK 355	380	50	0,37	1.471	2.300	58
VE-DRADIK 400	380	50	0,55	1.478	3.300	60
VE-DRADIK 450	380	50	0,75	1.454	5.000	62
VE-DRADIK 500	380	50	1,10	1.462	7.000	64
VE-DRADIK 560	380	50	1,50	1.464	9.800	67

Values are for 0 Pa.

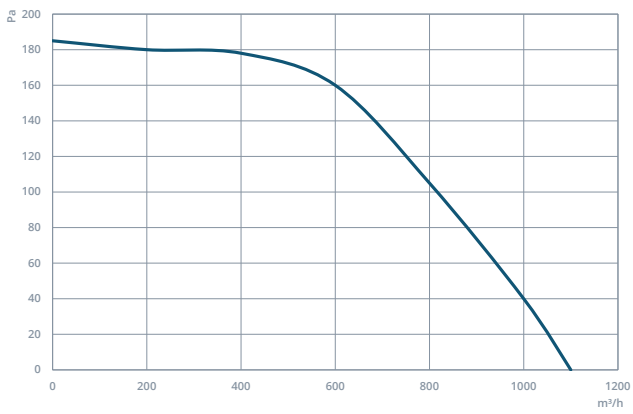
DRAWING



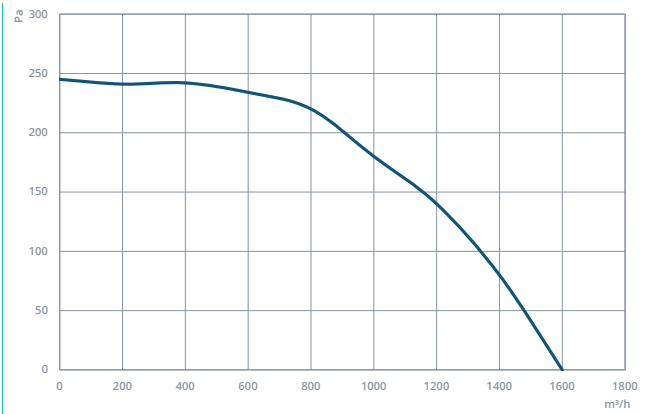
MODEL	A (mm)	B (mm)	C (mm)	C (mm)
VE-DRADIK 280	450	450	552	405
VE-DRADIK 315	500	500	602	440
VE-DRADIK 355	550	550	652	478
VE-DRADIK 400	600	600	702	517
VE-DRADIK 450	650	650	752	543
VE-DRADIK 500	700	700	802	610
VE-DRADIK 560	750	750	852	642

PERFORMANCE CURVES

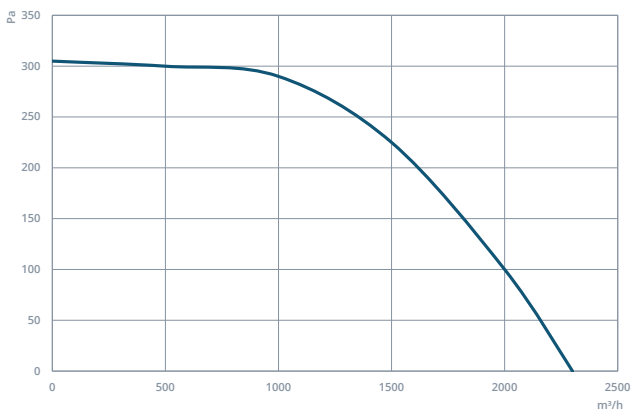
VE-DRADIK 280



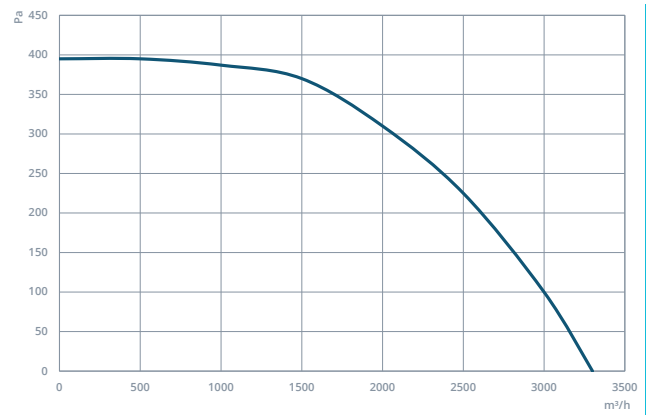
VE-DRADIK 315



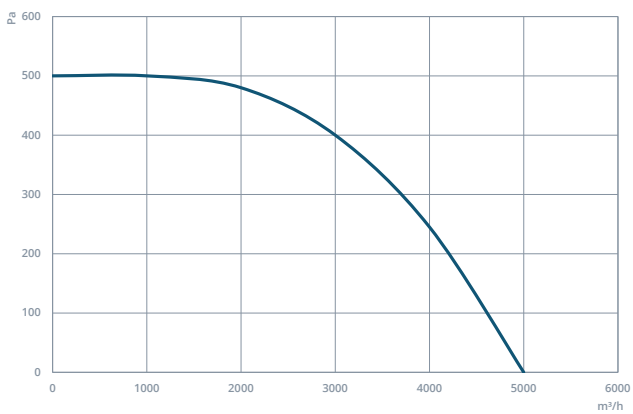
VE-DRADIK 355



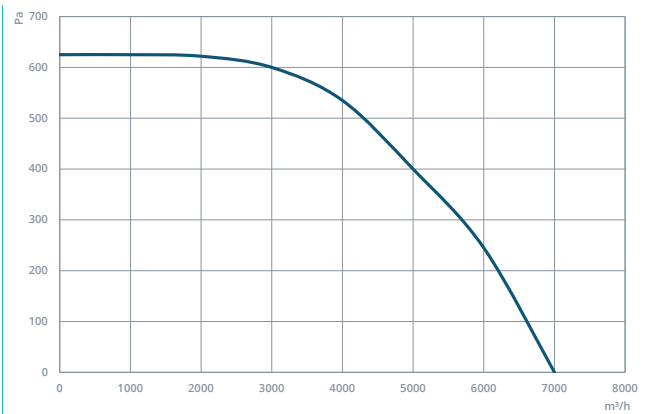
VE-DRADIK 400



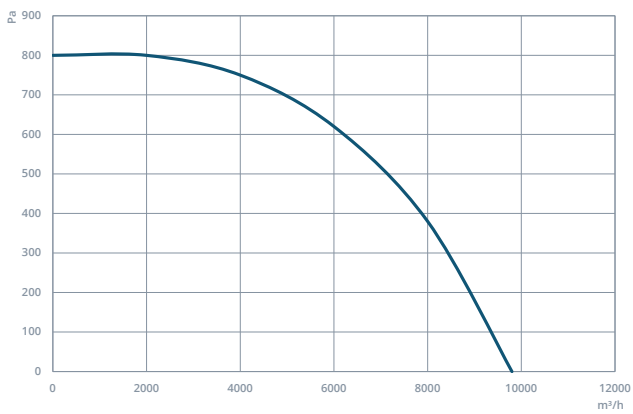
VE-DRADIK 450



VE-DRADIK 500




VE-DRADIK 560



VE-SAL - Single Inlet Centrifugal Fan

SAL fans has high flow rate impeller and a robust body that can change blow direction.



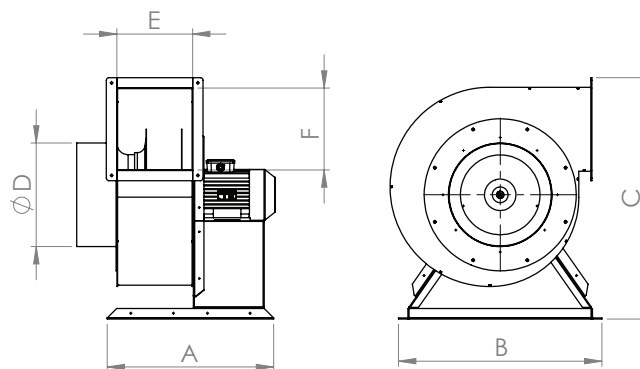
MOTOR INSULATION CLASS	F CLASS
MOTOR PROTECTION CLASS	IP 55
MOTOR EFFICIENCY CLASS	IE3
MOTOR ENCLOSURE TYPE	TEFC
MOTOR BRAND	-
BODY MATERIAL	GALVANIZED SHEET METAL
BODY COATING	ELECTRO-STATIC POWDER COATING
IMPELLER MATERIAL	ALUMINIUM
DUTY CYCLE	IEC Duty Cycle-S1
WORKING TEMPERATURE	-20 - +50 °C
STANDARDS	IEC-60335-2-80, ISO 1940-1



MODEL	VOLTAGE (V)	FREQUENCY (Hz)	POWER (kW)	REVOLUTION (rpm)	FLOW RATE (m³/h)	NOISE LEVEL (dB(A))
VE-SAL 280	380	50	0,18	1450	1.100	36
VE-SAL 315	380	50	0,25	1469	1.600	37
VE-SAL 355	380	50	0,37	1.471	2.300	42
VE-SAL 400	380	50	0,55	1.478	3.300	45
VE-SAL 450	380	50	0,75	1.454	5.000	47
VE-SAL 500	380	50	1,10	1.462	7.000	49
VE-SAL 560	380	50	1,50	1.464	9.800	51
VE-SAL 630	380	50	3,00	1.465	14.000	54
VE-SAL 710	380	50	4,00	950	13.000	56

Values are for 0 Pa.

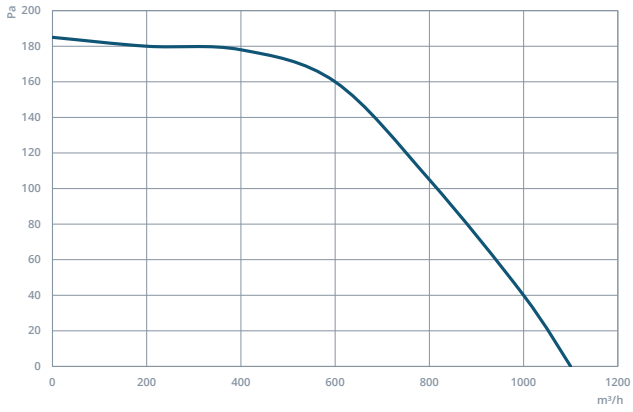
DRAWING



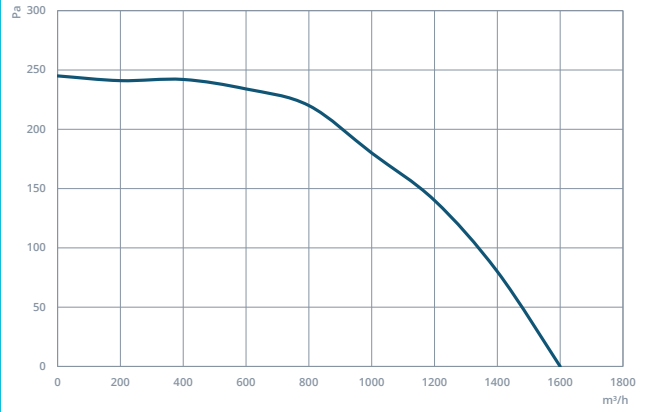
MODEL	A (mm)	B (mm)	C (mm)	D (mm)	E (mm)	F (mm)
VE-SAL 280	380	400	600	180	140	250
VE-SAL 315	400	420	660	200	160	280
VE-SAL 355	385	410	720	250	170	300
VE-SAL 400	420	420	750	245	200	320
VE-SAL 450	445	445	820	300	226	350
VE-SAL 500	500	485	850	350	250	370
VE-SAL 560	620	712	1020	400	300	450
VE-SAL 630	660	735	1100	500	345	500
VE-SAL 710	750	760	1210	550	390	520

PERFORMANCE CURVES

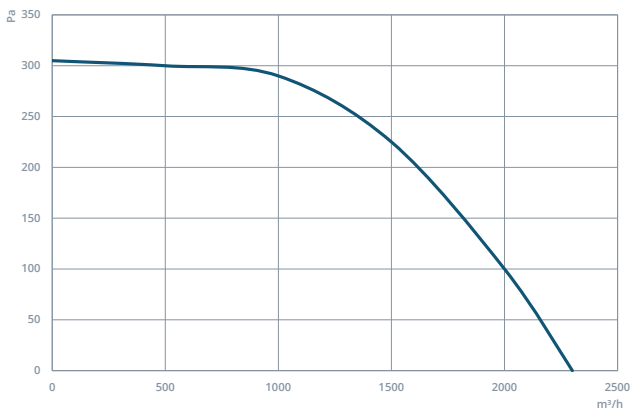
VE-SAL 280



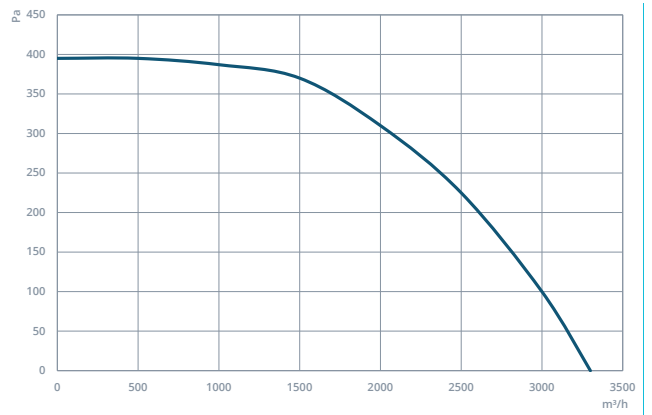
VE-SAL 315



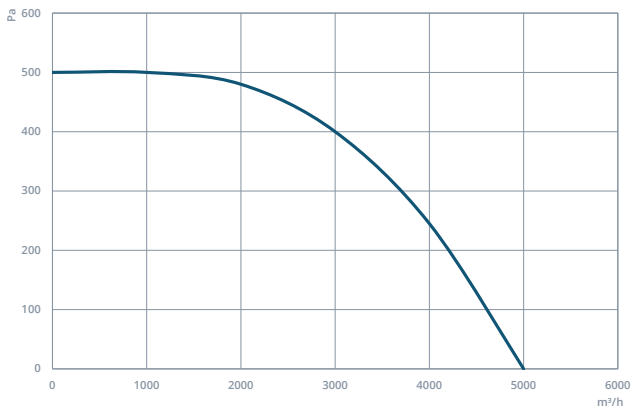
VE-SAL 355



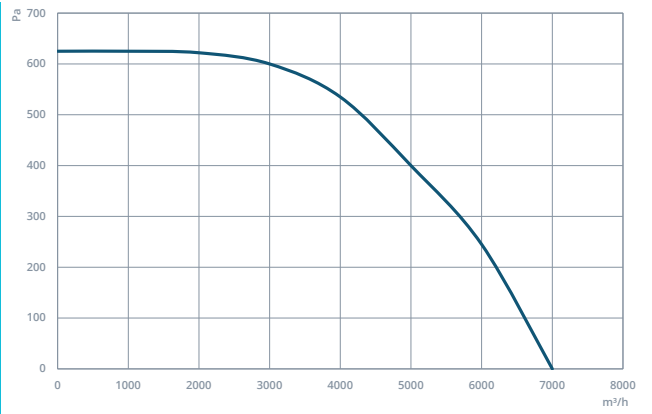
VE-SAL 400



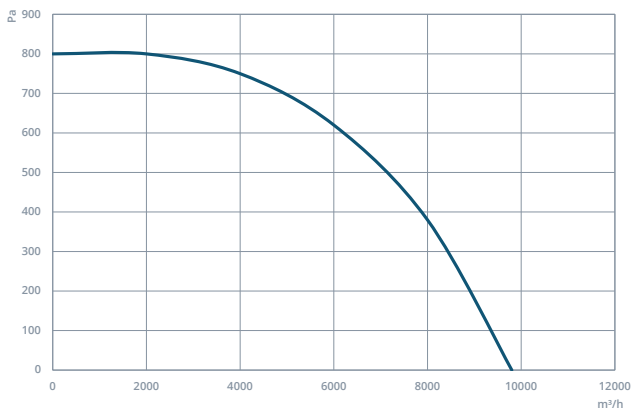
VE-SAL 450



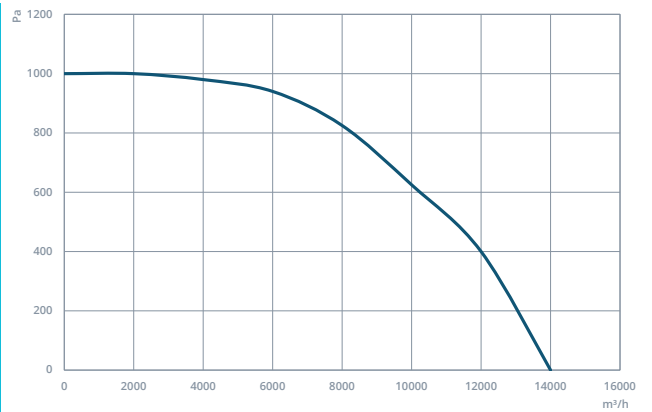
VE-SAL 500



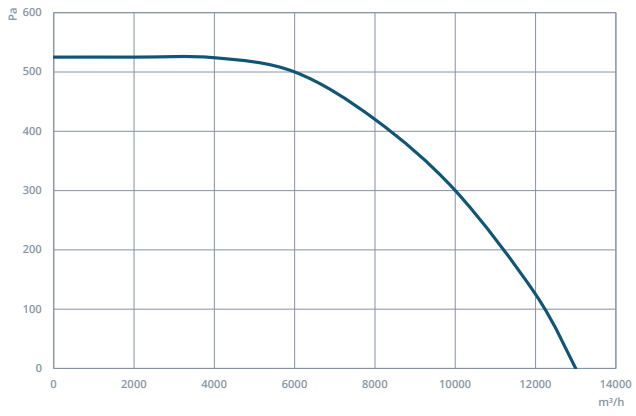
VE-SAL 560



VE-SAL 630



VE-SAL 710



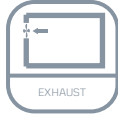


HEATING BOILER SERVICE

VENTILATION

VE-KAZ - Single Inlet Centrifugal Fan With Aluminium Body

KAZ fans with their aluminium injected bodies, forward-curved impeller and small size can be used in boilers. Using with BAXI fans it allows BAXI to be used in high-temperature for continuous use.



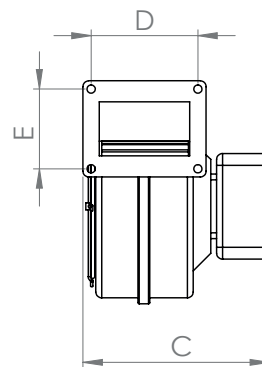
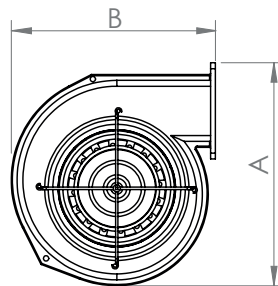
MOTOR INSULATION CLASS	F CLASS
MOTOR PROTECTION CLASS	IP 44
MOTOR EFFICIENCY CLASS	-
MOTOR ENCLOSURE TYPE	EXTERNAL ROTOR MOTOR
MOTOR BRAND	-
BODY MATERIAL	ALUMINIUM
BODY COATING	-
IMPELLER MATERIAL	GALVANIZED SHEET METAL
DUTY CYCLE	IEC Duty Cycle-S1
WORKING TEMPERATURE	-20 - +50 °C
STANDARDS	IEC-60335-2-80, ISO 1940-1



MODEL	VOLTAGE (V)	FREQUENCY (Hz)	POWER (W)	SPEED SWITCH MODEL	REVOLUTION (rpm)	FLOW RATE (m³/h)	NOISE LEVEL (dB(A))
VE-KAZ 120	230	50	84	KHA 2,5 A	2.450	275	45
VE-KAZ 140	230	50	137	KHA 2,5 A	2.265	485	47
VE-KAZ 160	230	50	193	KHA 2,5 A	2.100	600	50

Values are for 0 Pa.

DRAWING



MODEL	A (mm)	B (mm)	C (mm)	D (mm)	E (mm)
VE-KAZ 120	190	175	160	100	70
VE-KAZ 140	260	225	145	115	105
VE-KAZ 160	260	225	145	115	105

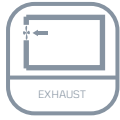
A hand is shown at the bottom left, holding a single, vibrant green leaf. The leaf has a prominent central vein and several smaller veins branching out. The background is a soft, out-of-focus green with circular bokeh light spots, suggesting a natural, sunlit environment. The overall tone is fresh and eco-friendly.

EFFICIENCY
ENVIRONMENT
SAVINGS

VENTILATION

VE-IGK - Heat Recovery Unit

Heat recovery units has high efficiency cross-flow heat exchanger, low power using fans and with an easy plug and use system.



MOTOR INSULATION CLASS	F CLASS
MOTOR PROTECTION CLASS	IP 44
MOTOR EFFICIENCY CLASS	-
MOTOR ENCLOSURE TYPE	EXTERNAL ROTOR MOTOR
MOTOR BRAND	-
BODY MATERIAL	GALVANIZED SHEET METAL
BODY COATING	NONE
IMPELLER MATERIAL	ALUMINIUM
DUTY CYCLE	IEC Duty Cycle-S1
WORKING TEMPERATURE	-20 - +50 °C
STANDARDS	IEC-60335-2-80, ISO 1940-1

MODEL	VOLTAGE (V)	FREQUENCY (Hz)	POWER (W)	SPEED SWITCH MODEL	REVOLUTION (rpm)	FLOW RATE (m³/h)	NOISE LEVEL (dB(A))
VE-IGK 10	230	50	250	KHA 2,5 A	2.668	1.000	50
VE-IGK 20	230	50	400	KHA 5,0 A	2.396	2.000	48
VE-IGK 30	230	50	780	KHA 5,0 A	1.465	3.000	49
VE-IGK 40	230	50	1.300	KHA 7,5 A	1.410	4.000	51
VE-IGK 50	230	50	1.700	KHA 7,5 A	1.380	6.000	58

Değerler 0 Pa içindir.

OPTIONS



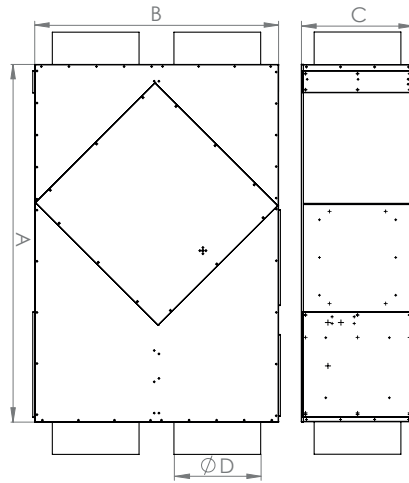
PANEL



HEATER

THE ELECTRIC HEATER CANNOT BE USED WITHOUT A CONTROL PANEL

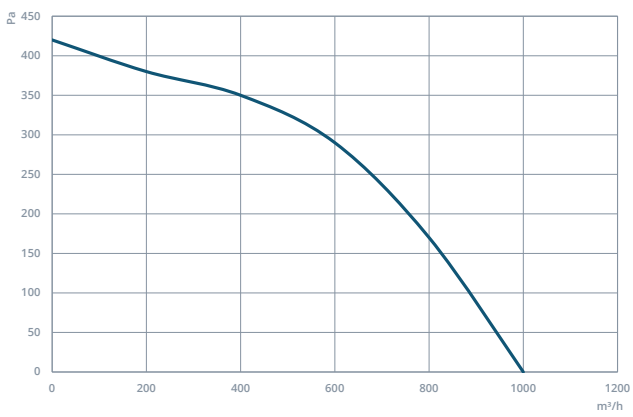
DRAWING



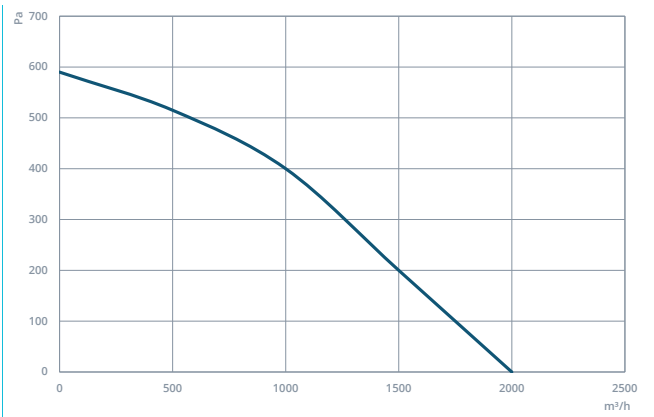
MODEL	A (mm)	B (mm)	C (mm)	D (mm)
VE-IGK 10	967	760	320	250
VE- IGK 20	1150	980	405	305
VE- IGK 30	1540	1130	505	355
VE- IGK 40	1650	1130	520	400
VE- IGK 50	1850	1230	550	450

PERFORMANCE CURVES

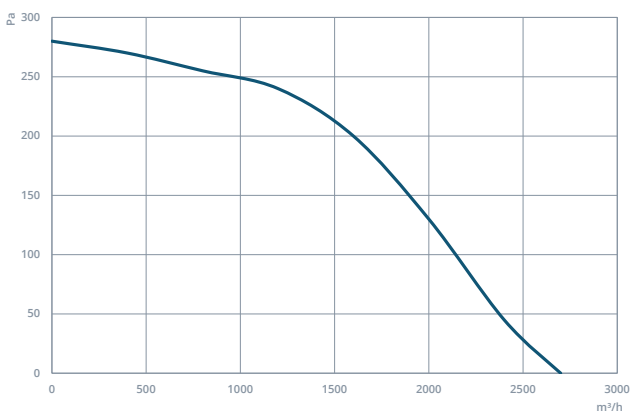
IGK 10



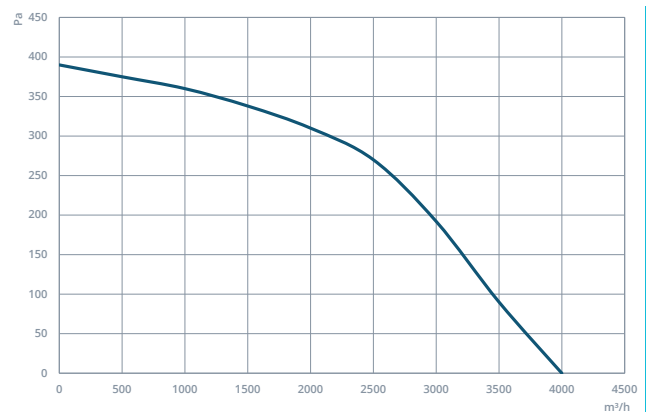
IGK 20



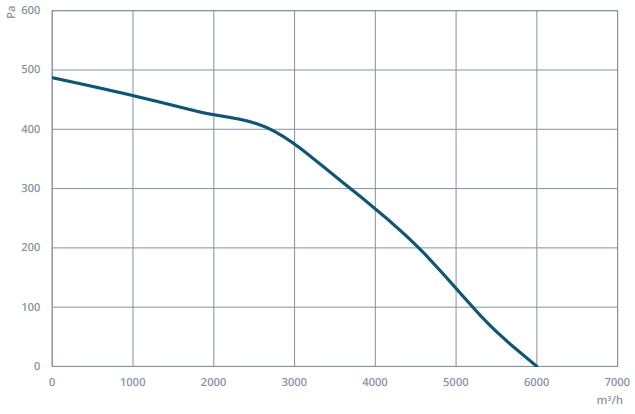
IGK 30



IGK 40



IGK 50



The image is a vertical split composition. The left half shows a perspective view of a tunnel with a ribbed metal structure and tracks receding into the distance. The right half shows a modern subway platform with a white tiled floor, a yellow safety line, and a train blurred in motion. The text is overlaid on the image.

SHELTER SAFETY AIR

VENTILATION

VE-SHU - Shelter Ventilation Unit

Shelter ventilation units has a damper that allows air through different channels. First channel is for peace times which only has a G4 dust filter. The second channel is for war times which has G4 dust filter followed by an active carbon filter and the final filtering stage is NBC filter (Nuclear, biological and chemical fallout filter). SHU 3E has a crank which allows the unit to be used without electricity and just by manpower.



MOTOR INSULATION CLASS	F CLASS
MOTOR PROTECTION CLASS	IP 44
MOTOR EFFICIENCY CLASS	-
MOTOR ENCLOSURE TYPE	EXTERNAL ROTOR MOTOR
MOTOR BRAND	-
BODY MATERIAL	GALVANIZED SHEET METAL
BODY COATING	NONE
IMPELLER MATERIAL	ALUMINIUM
DUTY CYCLE	IEC Duty Cycle-S1
WORKING TEMPERATURE	-20 - +50 °C
STANDARDS	IEC-60335-2-80, ISO 1940-1



MODEL	VOLTAGE (V)	FREQUENCY (Hz)	POWER (W)	REVOLUTION (rpm)	FLOW RATE (m³/h)	NOISE LEVEL (dB(A))
VE-SHU 3	230	50	150	2.710	300	50
VE-SHU 5	230	50	150	2.680	500	52
VE-SHU 7	230	50	150	2.712	700	55
VE-SHU 9	230	50	260	2.712	900	56
VE-SHU 13	230	50	260	2.610	1.300	60
VE-SHU 18	230	50	480	1.465	1.800	62
VE-SHU 30	230	50	640	1.420	3.000	64
VE-SHU 36	230	50	900	1.365	3.600	66
VE-SHU 43	230	50	1.430	1.370	4.300	68
VE-SHU 54	380	50	1.430	1.320	5.400	72
VE-SHU 3E	230	50	150	2.710	300	50

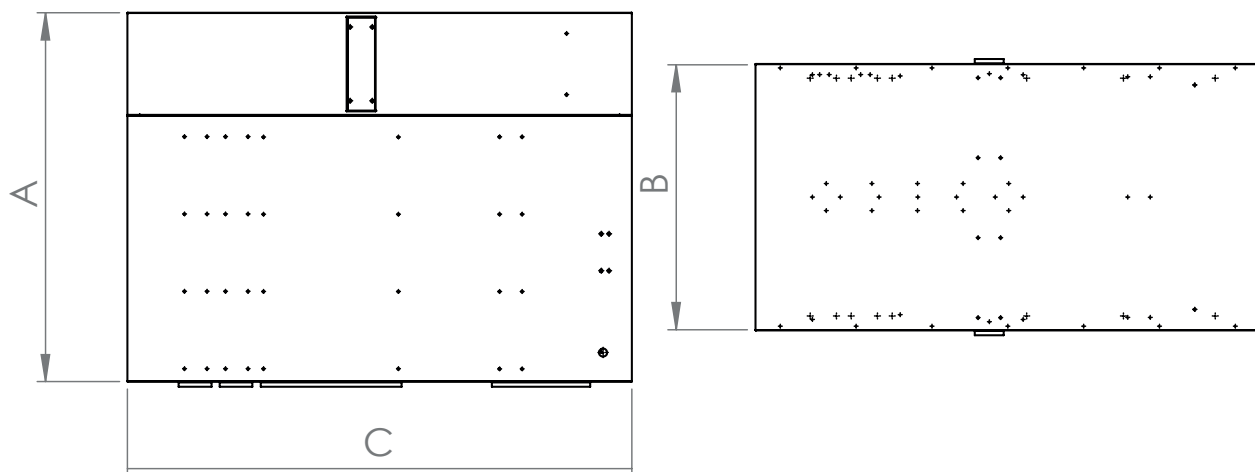
Values are for 0 Pa.

OPTIONS

LEAD SEPERATOR

LEAD CASING

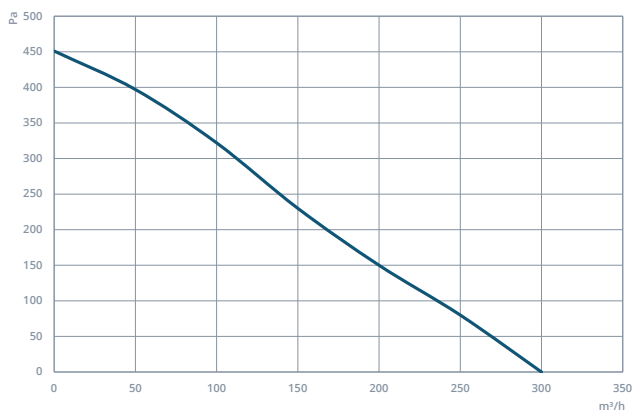
DRAWING



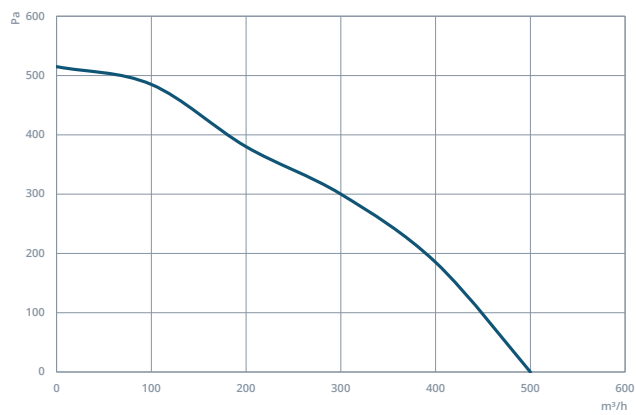
MODEL	A (mm)	B (mm)	C (mm)
VE-SHU 3	400	300	1010
VE-SHU 5	500	350	1250
VE-SHU 7	500	350	1250
VE-SHU 9	500	350	1250
VE-SHU 13	900	350	1300
VE-SHU 18	900	450	1280
VE-SHU 30	900	650	1360
VE-SHU 36	900	650	1360
VE-SHU 43	900	650	1360
VE-SHU 54	1300	650	1350
VE-SHU 3E	600	400	1380

PERFORMANCE CURVES

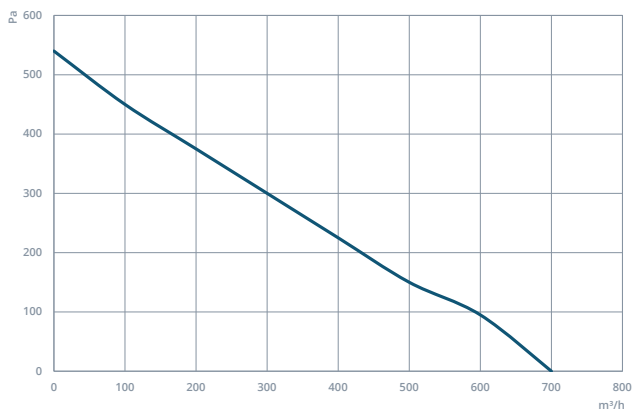
VE-SHU 3



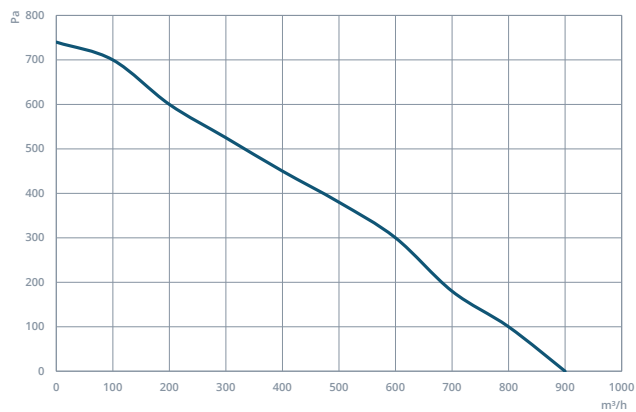
VE-SHU 5



VE-SHU 7

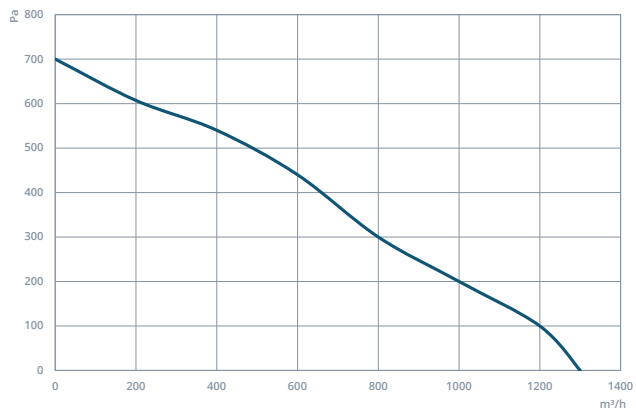


VE-SHU 9

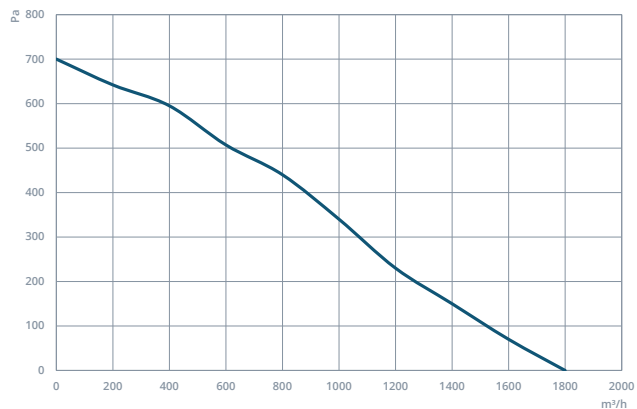


PERFORMANCE CURVES

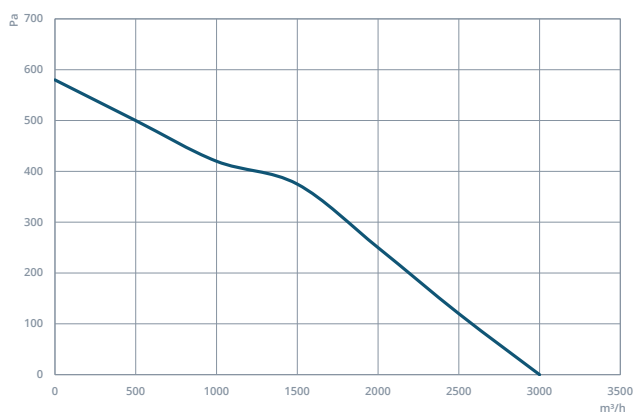
VE-SHU 13



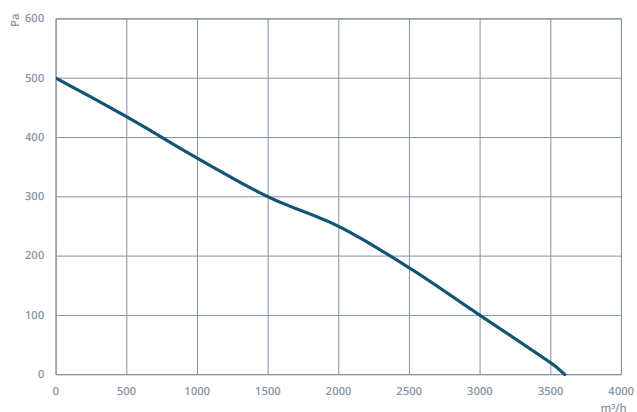
VE-SHU 18



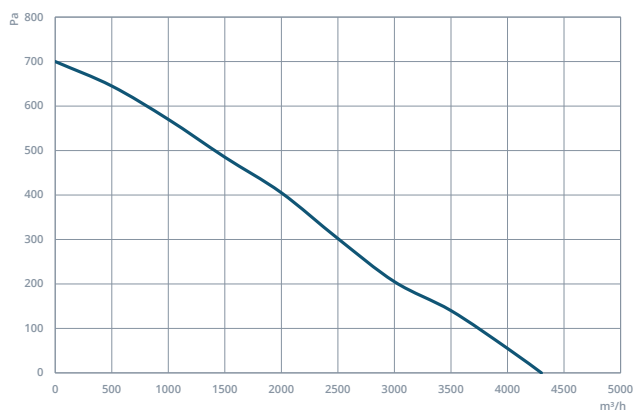
VE-SHU 30



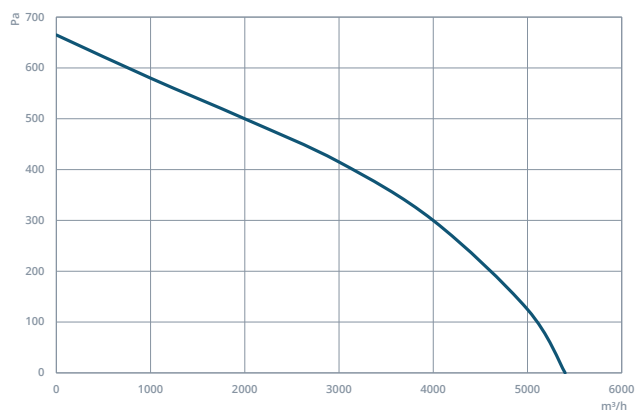
VE-SHU 36



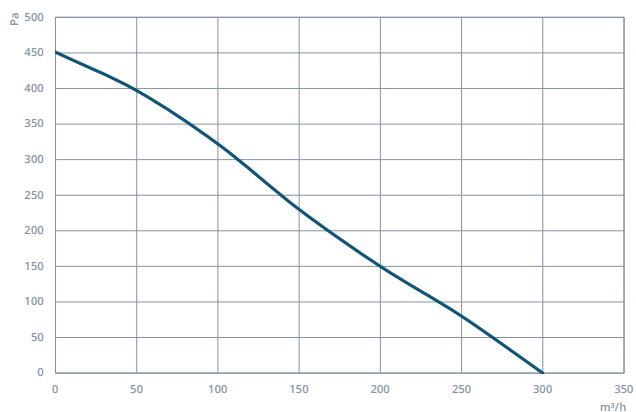
VE-SHU 43



VE-SHU 54



VE-SHU 3E




A close-up photograph of a chef in a kitchen. The chef is wearing a white chef's hat and a white apron. They are pouring a liquid from a black pan into a metal strainer. The liquid is being poured into a white cup. The background is a kitchen with a stove and a wall. The text "FILTER FOOD ON INSTALL VENTILATION" is overlaid on the image in white, bold, sans-serif font. The text is arranged in four lines: "FILTER" on the first line, "FOOD ON" on the second line, "INSTALL" on the third line, and "VENTILATION" on the fourth line. The text is centered horizontally and spans most of the width of the image.

FILTER FOOD ON INSTALL VENTILATION

VE-FFUH - Fan Filter Unit With HEPA Filter

FFUH has a G4, carbon and H13 HEPA filter. This allows it to keep the dust, odor and small particles out of the air supplied.

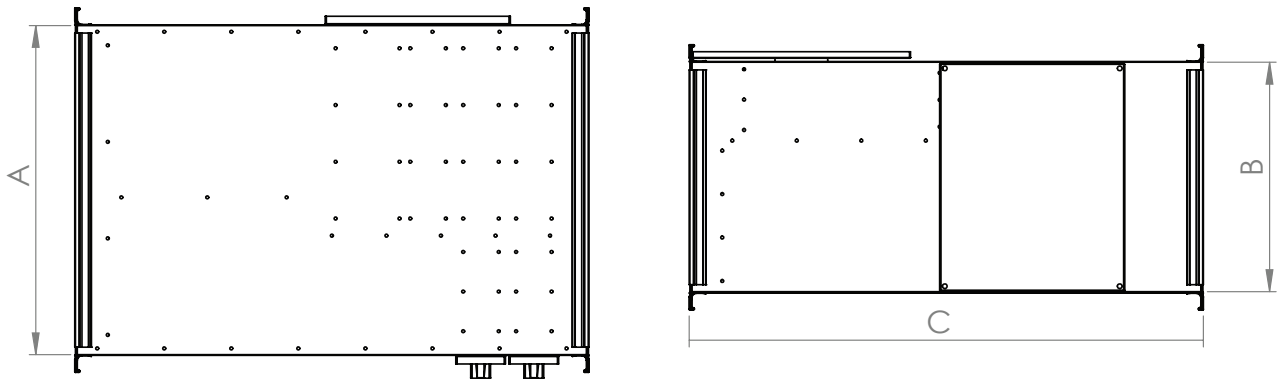


MOTOR INSULATION CLASS	F CLASS
MOTOR PROTECTION CLASS	IP 44
MOTOR EFFICIENCY CLASS	-
MOTOR ENCLOSURE TYPE	EXTERNAL ROTOR MOTOR
MOTOR BRAND	-
BODY MATERIAL	GALVANIZED SHEET METAL
BODY COATING	NONE
IMPELLER MATERIAL	ALUMINIUM
DUTY CYCLE	IEC Duty Cycle-S1
WORKING TEMPERATURE	-20 - +50 °C
STANDARDS	IEC-60335-2-80, ISO 1940-1

MODEL	VOLTAGE (V)	FREQUENCY (Hz)	POWER (W)	REVOLUTION (rpm)	FLOW RATE (m³/h)	NOISE LEVEL (dB(A))
VE-FFUH 10	230	50	104	2.675	800	50
VE-FFUH 20	230	50	130	2.685	1.500	52
VE-FFUH 30	230	50	180	2.615	2.000	54
VE-FFUH 40	230	50	380	1.365	3.500	56
VE-FFUH 50	230	50	690	1.365	4.500	59

Değerler 0 Pa'da Fan Değerleridir.

DRAWING



MODEL	A (mm)	B (mm)	C (mm)
VE-FFUH 10	500	350	780
VE-FFUH 20	500	350	800
VE-FFUH 30	600	400	920
VE-FFUH 40	975	400	1000
VE-FFUH 50	975	400	1000



PATHOGEN

INSTALL

UPKEEP

VENTILATION

VE-HTUT - Ceiling Type Air Cleaning Unit

Ceiling-type air-cleaning units have H13 HEPA filters which can stop viruses, bacteria, pathogens, and other particles as little as 300 nanometers (0,00003 cm) up to 99,97%. The G4 filter keeps the HEPA filter from clogging.



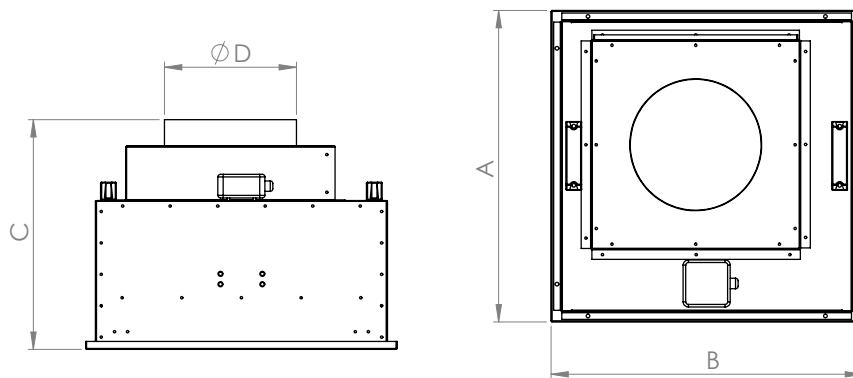
MOTOR INSULATION CLASS	F CLASS
MOTOR PROTECTION CLASS	IP 44
MOTOR EFFICIENCY CLASS	-
MOTOR ENCLOSURE TYPE	EXTERNAL ROTOR MOTOR
MOTOR BRAND	-
BODY MATERIAL	GALVANIZED SHEET METAL
BODY COATING	ELECTRO-STATIC POWDER COATING
IMPELLER MATERIAL	ALUMINIUM
DUTY CYCLE	IEC Duty Cycle-S1
WORKING TEMPERATURE	-20 - +50 °C
STANDARDS	IEC-60335-2-80, ISO 1940-1



MODEL	VOLTAGE (V)	FREQUENCY (Hz)	POWER (kW)	REVOLUTION (rpm)	FLOW RATE (m³/h)	NOISE LEVEL (dB(A))
VE-HTUT 13	230	50	0,25	2.362	1.200	58

Values are for 0 Pa.

DRAWING



MODEL	A (mm)	B (mm)	C (mm)	D (mm)
VE-HTUT 13	595	595	440	250


A scientist in a white lab coat and a clear face shield is working in a laboratory. The scientist is wearing purple gloves and is using a wooden clothespin to hold a test tube with a white substance inside. The test tube is held over a tablet computer. In the background, there are various pieces of laboratory equipment, including a round-bottom flask containing a yellow liquid and a larger flask containing a yellow liquid. The scene is brightly lit with a blue tint.

HYGIENE HEPA FILTERS


VENTILATION

VE-HFFU - Hygienic Fan Filter Unit

HFFUs can be used in places like hospital and medicine factories where ventilation should be much more hygienic than normal. With INOX sheet body and HEPA filter, HFFU is the best choice for those places. G4 filters at the front allows HEPA filter to be operational for a long time.



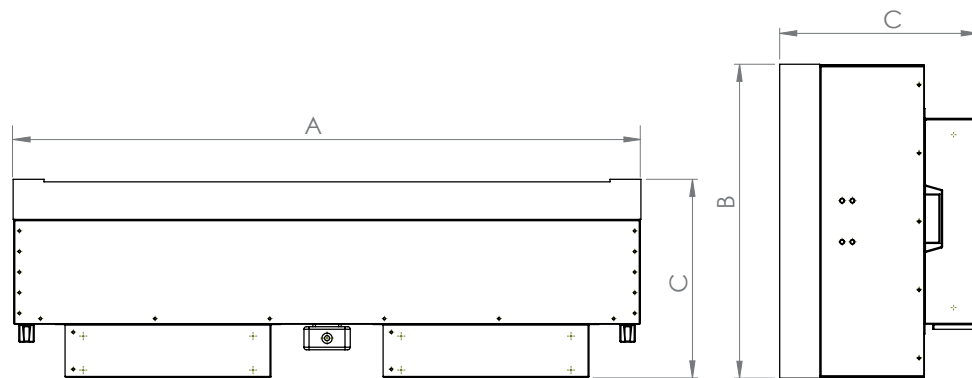
MOTOR INSULATION CLASS	F CLASS
MOTOR PROTECTION CLASS	IP 44
MOTOR EFFICIENCY CLASS	-
MOTOR ENCLOSURE TYPE	EXTERNAL ROTOR MOTOR
MOTOR BRAND	-
BODY MATERIAL	AISI 304
BODY COATING	NONE
IMPELLER MATERIAL	ALUMINIUM
DUTY CYCLE	IEC Duty Cycle-S1
WORKING TEMPERATURE	-20 - +50 °C
STANDARDS	IEC-60335-2-80, ISO 1940-1



MODEL	VOLTAGE (V)	FREQUENCY (Hz)	POWER (kW)	REVOLUTION (rpm)	FLOW RATE (m³/h)	NOISE LEVEL (dB(A))
VE-HFFU 610-610	230	50	125	2.410	600	60
VE-HFFU 610-1220	230	50	270	2.410	1.200	68

Values are for 0 Pa.

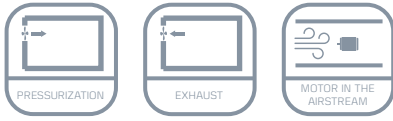
DRAWING



MODEL	A (mm)	B (mm)	C (mm)	D (mm)
VE-HFFU 610-610	610	610	386	200
VE-HFFU 610-1220	1220	610	386	200

VE-SER - Greenhouse Fan

SERs are used for the ventilation of greenhouses in various forms

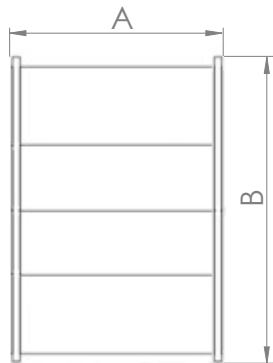


MOTOR INSULATION CLASS	F CLASS
MOTOR PROTECTION CLASS	IP 55
MOTOR EFFICIENCY CLASS	IE2-IE3
MOTOR ENCLOSURE TYPE	TEFC
MOTOR BRAND	-
BODY MATERIAL	GALVANIZED SHEET METAL
BODY COATING	NONE
IMPELLER MATERIAL	GALVANIZED SHEET METAL
DUTY CYCLE	IEC Duty Cycle-S1
WORKING TEMPERATURE	-20 - +50 °C
STANDARDS	IEC-60335-2-80, ISO 1940-1

MODEL	VOLTAGE (V)	FREQUENCY (Hz)	POWER (kW)	REVOLUTION (rpm)	FLOW RATE (m³/h)	NOISE LEVEL (dB(A))
VE-SER 350	230	50	180	1.365	4.100	73
VE-SER 400	230	50	250	1.365	5.890	73
VE-SER 500	230	50	250	1.365	7.400	75
VE-SER 600	230	50	370	1.365	8.900	78

Values are for 0 Pa.

DRAWING

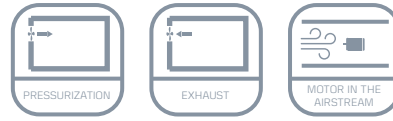


MODEL	A (mm)	B (mm)
VE-SER 350	360	500
VE-SER 400	410	500
VE-SER 500	510	500
VE-SER 600	610	500

VE-TAV - Poultry Fan



TAVs can be used in various parts of farms.

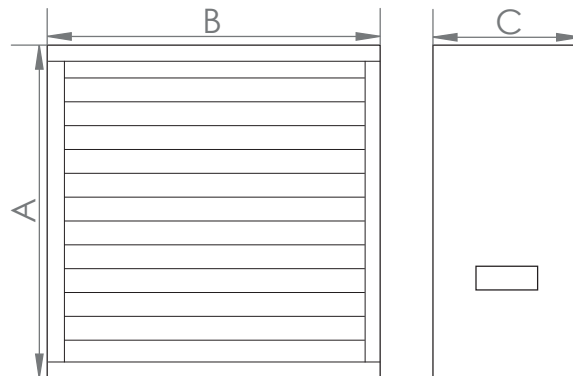


MOTOR INSULATION CLASS	F CLASS
MOTOR PROTECTION CLASS	IP 55
MOTOR EFFICIENCY CLASS	IE2-IE3
MOTOR ENCLOSURE TYPE	TEFC
MOTOR BRAND	-
BODY MATERIAL	GALVANIZED SHEET METAL
BODY COATING	NONE
IMPELLER MATERIAL	GALVANIZED SHEET METAL
DUTY CYCLE	IEC Duty Cycle-S1
WORKING TEMPERATURE	-20 - +50 °C
STANDARDS	IEC-60335-2-80, ISO 1940-1

MODEL	VOLTAGE (V)	FREQUENCY (Hz)	POWER (kW)	REVOLUTION (rpm)	FLOW RATE (m³/h)	NOISE LEVEL (dB(A))
VE-TAV 100	380	50	0.37	610	22.500	63
VE-TAV 140	380	50	1.10	439	44.500	65

Values are for 0 Pa.

DRAWING



MODEL	A (mm)	B (mm)	C (mm)
VE-TAV 100	960	960	400
VE-TAV 140	1390	1390	400



EFFICIENCY

ENVIRONMENT

TECHNOLOGY

VENTILATION

VE-EC-CRAD - Roof Mounted Horizontal Discharge EC Motor Fan

EC-CRAD fans can be mounted on the roof. It is easy-to-install and with long-lasting motor and high efficiency impeller it can be used in green-tech projects. EC motor allows for very high efficiency rates and extreme control.



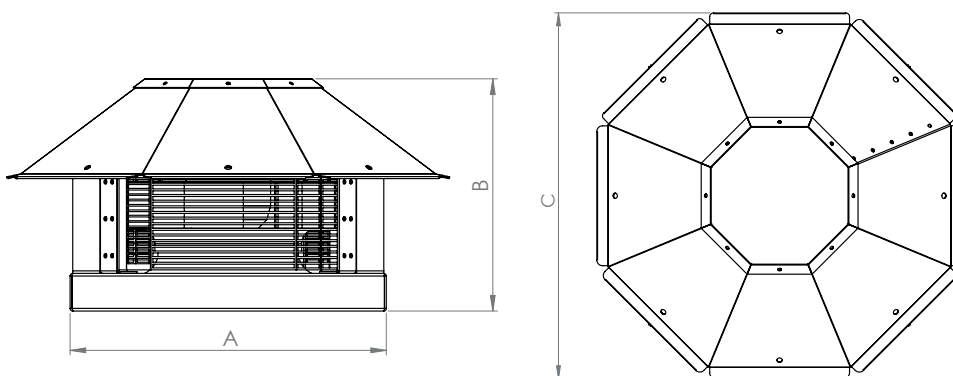
MOTOR INSULATION CLASS	F CLASS
MOTOR PROTECTION CLASS	IP 54
MOTOR EFFICIENCY CLASS	>IE4
MOTOR ENCLOSURE TYPE	EXTERNAL ROTOR MOTOR
MOTOR BRAND	-
BODY MATERIAL	GALVANIZED SHEET METAL
BODY COATING	ELECTRO-STATIC POWDER COATING
IMPELLER MATERIAL	ALUMINIUM
DUTY CYCLE	IEC Duty Cycle-S1
WORKING TEMPERATURE	-20 - +50 °C
STANDARDS	IEC-60335-2-80, ISO 1940-1



MODEL	VOLTAGE (V)	FREQUENCY (Hz)	POWER (W)	REVOLUTION (rpm)	FLOW RATE (m³/h)	NOISE LEVEL (dB(A))
VE-EC-CRAD 190	230	50/60	161	4.555	974	50
VE-EC-CRAD 225	230	50/60	168	3.540	1.270	50
VE-EC-CRAD 250	230	50/60	302	3.400	1.810	55
VE-EC-CRAD 315	230	50/60	307	2.180	3.250	56
VE-EC-CRAD 355	380	50/60	770	2.400	5.590	58
VE-EC-CRAD 400	380	50/60	2.384	2.680	10.220	60

Values are for 0 Pa.

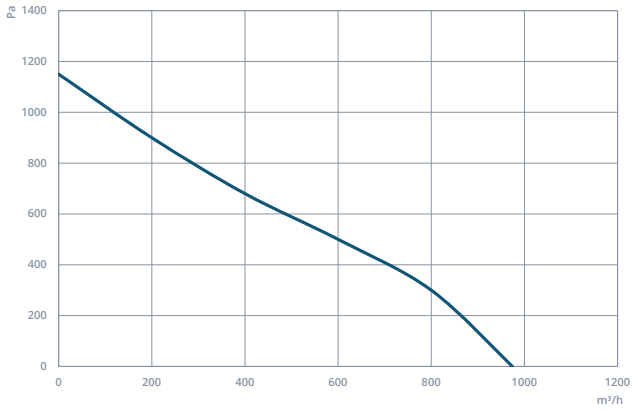
DRAWING



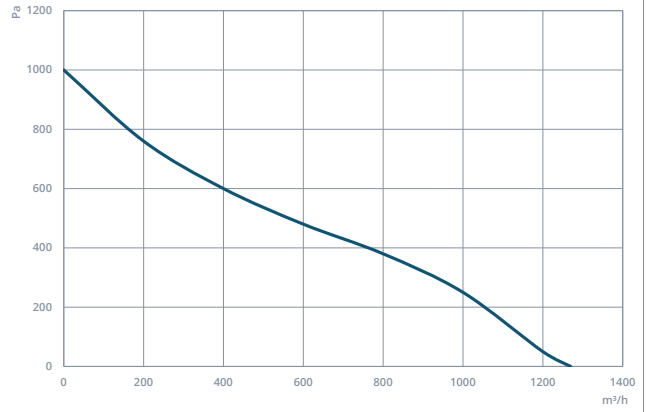
MODEL	A (mm)	B (mm)	C (mm)
VE-EC-CRAD 190	250	220	340
VE-EC-CRAD 225	336	247	471
VE-EC-CRAD 250	355	252	500
VE-EC-CRAD 315	370	256	523
VE-EC-CRAD 355	450	337	640
VE-EC-CRAD 400	450	367	640

PERFORMANCE CURVES

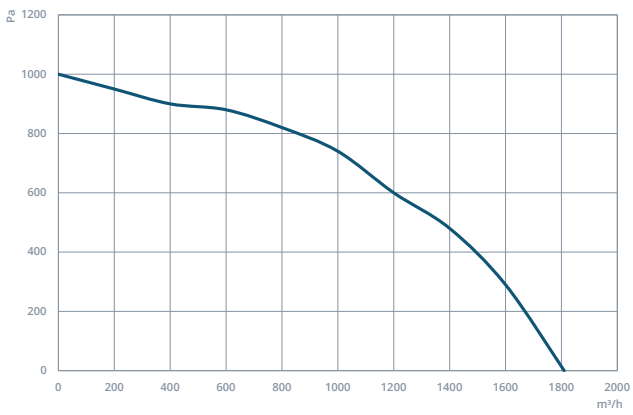
VE-EC-CRAD 190



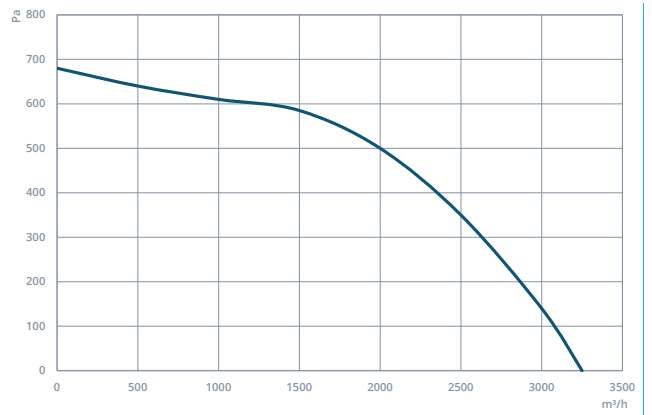
VE-EC-CRAD 225



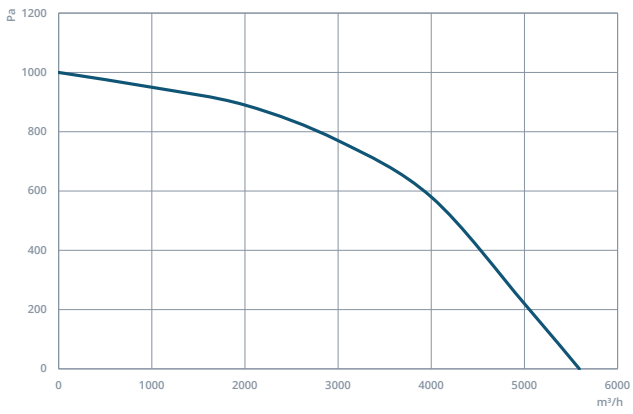
VE-EC-CRAD 250



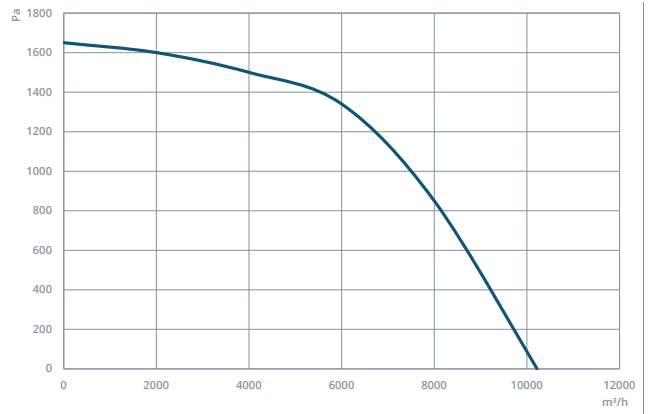
VE-EC-CRAD 315



VE-EC-CRAD 355



VE-EC-CRAD 400



VentEurope

GUNAY EXPORT LOJISTIK TICARET VE SANAYI LIMITED Sirketi

Address: Tepeoren ITOSB Mh. 3. Cadde No: 10 Zemin Kat 34959
Tuzla/ Istanbul

E-mail: sales@gunayexport.com
Website: <https://gunayexport.com/>

Tel: +902167590057
Mobile: +905432070705